

# Tay Valley Township Police Services Board

## Annual Report to Council 2009

Members: Maureen Towaij (Chair)  
Mel Dillon (Vice-Chair)  
John Wilson (Council Appointee)



# Agenda

## 2009 Executive Summary

### OPP Operational Metrics & Comparators- Summary

- Selected Criminal Code Offences
- Motor Vehicle Collisions
- Provincial Offence Notices
- False Alarms
- Car/Deer Collisions

### OPP Operational Metrics & Comparators - Charts

### Activities of Note

### Financial Performance

- Summary
  - PSB Expenditures
  - OPP Contract Costs
  - OPP/PON Revenues
- Table and Chart

### Conclusions

### 2011 Priorities

### \*\*\*Notes:

Tay Valley Township modest population growth rate of 3.57% during 2001-2006 period & expected to continue. From 5,440 - 5634 permanent residents.

Source: Statistics Canada 2001 & 2006 census

Seasonal population approximately doubles the above population figures.

Lanark County Policing Statistics 2005-2009 reflect municipalities under contract to, or receiving service from, the OPP and excludes Perth and Smiths Falls.

Chart scales vary for County vs. Tay Valley data, single year vs. multiple year data and data for different elements combined on one chart.

% Difference is based on comparison with 2005, but is modified by statement if anomaly exists in overall trend analysis.

- Conducted successful and rapid negotiation of OPP contract renewal for period Jan 2009 - Dec 2013:
  - Contract costs reflective of continued relatively low crime rate in Tay Valley Township.
  - Commitment by Inspector Salisbury during negotiations that reporting on the Tay Valley PSB/OPP Business Plan would be formalized by separate protocol.
  - OPP Contract renewal approved by Council Feb 10<sup>th</sup>, 2009.
- \*\*Note The effect of the provisions of the new contract on the 2010 budget are reflected in a reduction of 0.05 in Uniform Full Time equivalents (FTE's) which resulted in reducing the 2.25% salary increases for 2010 dictated by the collective agreement by 1.61% or \$4,300. The reduction in Uniform FTE's also resulted in reducing the Other Direct Operating costs in the 2010 budget by \$900 or 1.47%. These reductions enabled the PSB to limit the increase in the 2010 budget for the Police Services Contract to 2% over the 2009 budget.
- Initiated Police Services Board changes:
  - Appointed Mel Dillon, Provincial Appointee, as PSB Chair effective Jan 2010 to ensure continuity of Board given 2010 municipal elections.
  - Complied with newly implemented township policy requirements on both Criminal Reference Checks and Accessibility Training - PSB members & secretary
- Experienced significant OPP staff changes:
  - Inspector Gerry Salisbury seconded on special assignment and Inspector Ray Westgarth assigned as Lanark County Detachment Commander Apr 2009
  - Sergeant Robert Croth formerly the Tay Valley Township Community Liaison Officer reassigned to Carleton Place simultaneous with change in detachment command
  - Cst. Paige Whiting formerly the Community Services Officer returned to patrol duties
- Experienced a problematic transition period due to above loss of OPP community knowledgeable personnel:
  - loss of continuity and understanding of the Tay Valley PSB/OPP Plan
  - statistical reporting accuracy also impacted but ultimately corrected
  - PSB/OPP Business Plan Reporting Protocol ultimately signed off by Inspector Salisbury Jan 2010 at meeting arranged by Inspector Westgarth



# 2009 Executive Summary (cont'd)

- Traffic Initiative Results for Glen Tay Road 40kmph zone reflected average speed 53kmph, similar to prior year results. OPP random speed monitoring to continue.
- OPP speed monitoring and electronic speed sign deployment results for Balderson/Hwy511 showed frequent excessive speeds resulting in weekly OPP RIDE targeting of this area.
- OPP officers conducted a successful search for a missing learning disabled child at McGowan Lake - our thanks to all involved.
- Detachment Commander Westgarth continued to sponsor Lake Network Group/OPP meetings. Officers provided valuable information and understanding to seasonal residents represented by these lake associations in Lanark and Frontenac Counties.
- Received more timely distribution of OPP media releases, and better contract status reporting information based on OPP policy/admin changes.
- Inspector Westgarth provided "Calls for Service" data - a first on this long standing PSB key information request. However, we now need to see this provided on a regular basis. He also provided Detachment audit results, facilitating PSB fulfillment of its obligations under the Police Services Act.
- PSB and Township promoted Crime Stoppers public awareness through purchase and installation of signage on the Otty Lake Side Road and the Harper Road.

# OPP Operational Metrics & Comparators - Summary

## Review of Selected Criminal Code Offences

### ➤ 5 Year Analysis of Tay Valley data reflects:

- > Relatively low crime rates overall
- > Declining trends in several categories but increases in Drug Offences and Mischief
  - Assaults down 17% at 10 incidents
  - Theft down 38% at 23 incidents
  - Break & Enter down 5% at 18 total
  - Drug offences up 117% at 13 total
  - Mischief up 40% at 28 total but well below 2006 high of 53
- > Fairly consistent clearance rates

### ➤ 5 Year Analysis of Lanark County data reflects:

- > Constant or Declining trends in several categories but similar to Tay Valley, increases in Drug Offences, 29%, total 97 and Mischief, 21%, total 462
- > Slight general improvement in clearance rates
- > Carleton Place & Mississippi Mills typically experience the highest crime rates in the County

### ➤ Review of 2009 data for Tay Valley vs. other municipalities reveals:

- > Crime & clearance rates similar to average of rates for municipalities with comparable populations and households.
- > The more urban municipalities experience comparatively higher crime rates but better clearance rates.

4/16/2010

## Review of Other Key Metrics

### Motor Vehicle Collisions

- > Modest decline, 5%, in Property Damage incidents for Tay Valley & significant decline (61%) in Personal Injury incidents over 5 years
- > However, 2 fatalities in Tay Valley during 2009 involving alcohol and high speeds. Fatalities in County range from 6 in 2005 to a high of 9 in 2008, and back to 6 in 2009

### Provincial Offence Notices (PON's)

- > Slight decrease, 2%, in Tay Valley Township PON's over 2005 despite steadily increasing trend in last 4 years. Tay Valley, at 794, now dropped to 3<sup>rd</sup> lowest in County
- > County is up 54% overall to 6848 largely driven by Mississippi Mills & Drummond North Elmsley

### False Alarms

- > 15% decrease in False Alarms in Tay Valley over 5 years compared with 26% decrease for County
- > Tay Valley, at 82, ranks 3<sup>rd</sup> lowest False Alarms in County

### Car/Deer Collisions

- > Very significant decline, 27%, in Car/Deer Collisions in Tay Valley since 2005
- > Downward trend is also reflected in Lanark County statistics, 21% decline to 370 total
- > Tay Valley ranks 2<sup>nd</sup> lowest in County at 45 incidents



**LANARK COUNTY POLICING STATISTICS 2005-2009**

Municipalities with Sec.10 Boards (policed by the OPP)

**Selected Criminal Code Offences - ASSAULTS**

Municipality	2005 Incidents			2006 Incidents			2007 Incidents			2008 Incidents			2009 Incidents			% Change 2005-2009	2009 % of Total
	Reported	Cleared	% Cleared	Reported	Cleared	% Cleared	Reported	Cleared	% Cleared	Reported	Cleared	% Cleared	Reported	Cleared	% Cleared		
Beckwith	8	8	100.00	13	12	92.31	13	12	92.31	11	9	81.82	15	11	73.33	87.50	8.57
Carleton Place	56	50	89.29	74	64	86.49	47	43	91.49	55	47	85.45	81	70	86.42	44.64	46.29
Drummond/North Elmsley	29	29	100.00	18	17	94.44	19	18	94.74	13	13	100.00	12	12	100.00	-58.62	6.86
Lanark Highlands	11	10	90.91	13	11	84.62	10	9	90.00	14	13	92.86	10	10	100.00	-9.09	5.71
Mississippi Mills	40	37	92.50	34	33	97.06	24	24	100.00	22	21	95.45	41	38	92.68	2.50	23.43
Montague	14	13	92.86	14	14	100.00	12	10	83.33	13	12	92.31	6	5	83.33	-57.14	3.43
Tay Valley	12	12	100.00	14	14	100.00	14	13	92.86	6	6	100.00	10	9	90.00	-16.67	5.71
<b>Total</b>	<b>170</b>	<b>159</b>	<b>93.53</b>	<b>180</b>	<b>165</b>	<b>91.67</b>	<b>139</b>	<b>129</b>	<b>92.81</b>	<b>134</b>	<b>121</b>	<b>90.30</b>	<b>175</b>	<b>155</b>	<b>88.57</b>	<b>2.94</b>	<b>100.00</b>

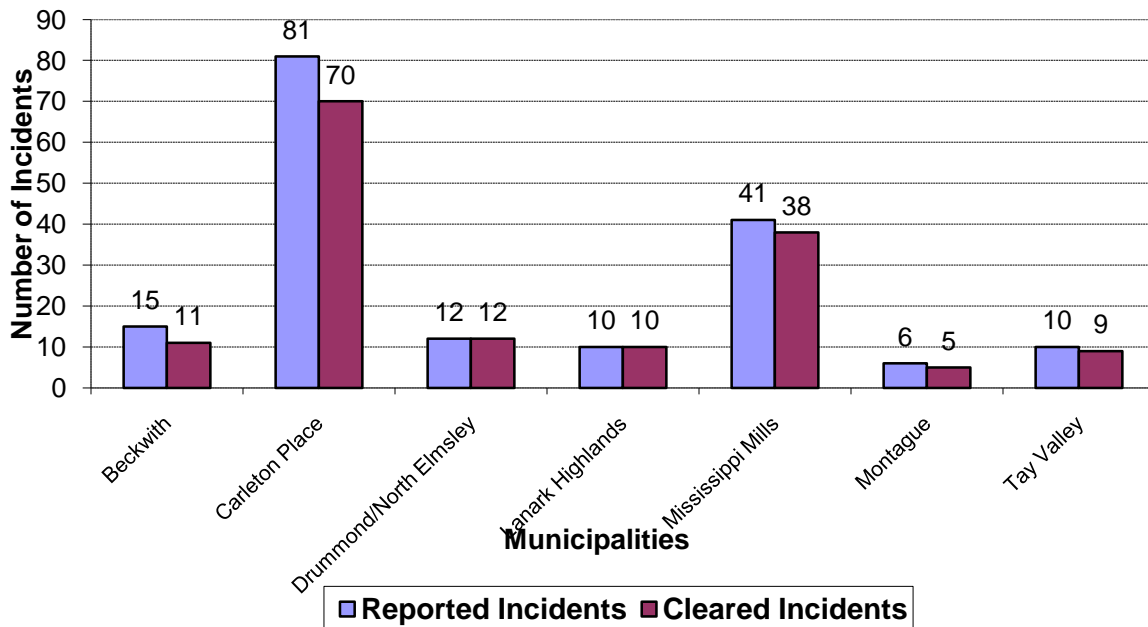
Source: OPP Lanark County Detachment Annual Statistical Reports to Sec.10 Boards, 2005 to 2009

**LANARK COUNTY POLICING STATISTICS 2005-2009**

Municipalities with Sec.10 Boards (policed by the OPP)

**Selected Criminal Code Offences - ASSAULTS**

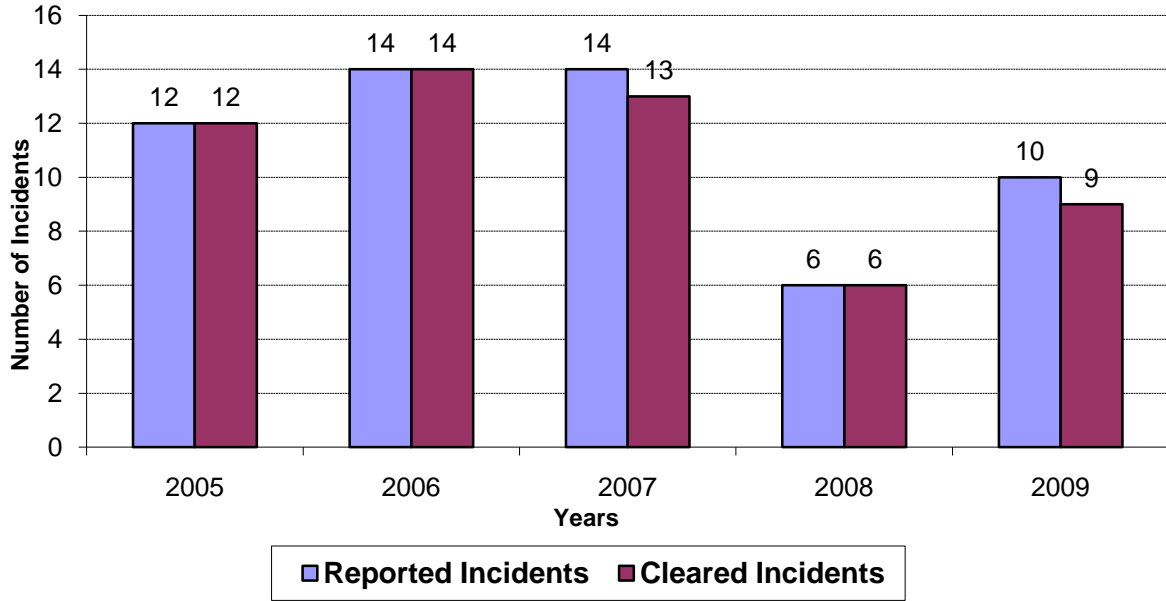
**2009**



### LANARK COUNTY POLICING STATISTICS 2005-2009

Municipalities with Sec.10 Boards (policed by the OPP)

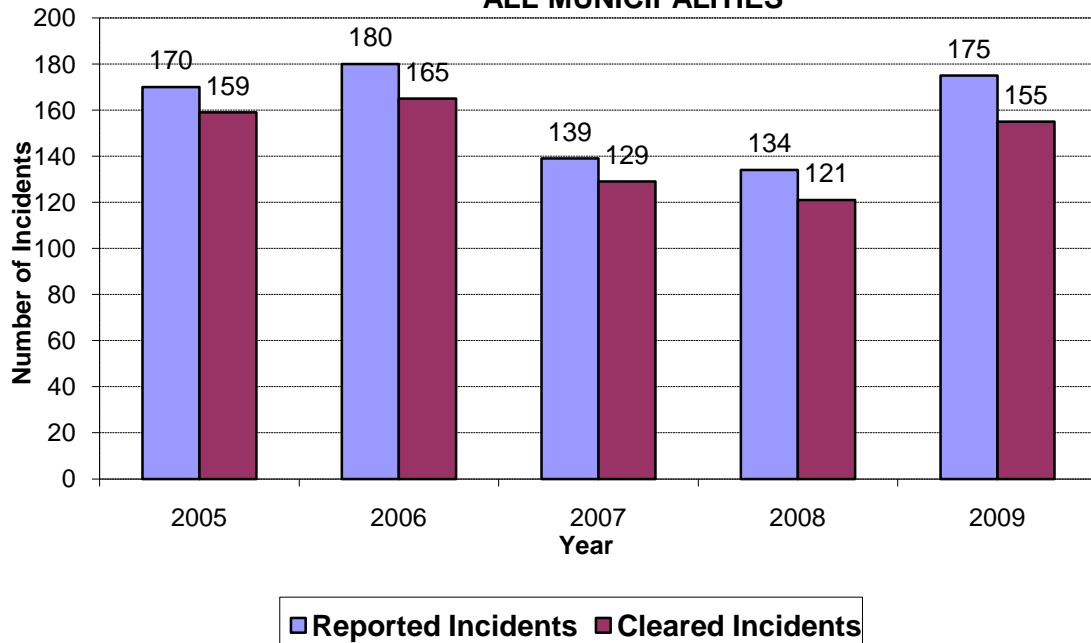
#### Selected Criminal Code Offences - ASSAULTS TAY VALLEY



### LANARK COUNTY POLICING STATISTICS 2005-2009

Municipalities with Sec.10 Boards (policed by the OPP)

#### Selected Criminal Code Offences - ASSAULTS ALL MUNICIPALITIES





### LANARK COUNTY POLICING STATISTICS 2005-2009

Municipalities with Sec.10 Boards (policed by the OPP)

#### Selected Criminal Code Offences - BREAK AND ENTER

Municipality	2005 Incidents			2006 Incidents			2007 Incidents			2008 Incidents			2009 Incidents			% Change 2005-2009	2009 % of Total
	Reported	Cleared	% Cleared	Reported	Cleared	% Cleared	Reported	Cleared	% Cleared	Reported	Cleared	% Cleared	Reported	Cleared	% Cleared		
Beckwith	18	0	0.00	9	1	11.11	13	0	0.00	15	1	6.67	11	1	9.09	-38.89	6.25
Carleton Place	31	7	22.58	38	10	26.32	35	3	8.57	38	1	2.63	30	4	13.33	-3.23	17.05
Drummond/North Emsley	25	4	16.00	24	3	12.50	23	1	4.35	15	5	33.33	44	16	36.36	76.00	25.00
Lanark Highlands	31	3	9.68	22	1	4.55	26	0	0.00	23	0	0.00	26	2	7.69	-16.13	14.77
Mississippi Mills	52	6	11.54	27	3	11.11	19	2	10.53	34	1	2.94	31	4	12.90	-40.38	17.61
Montague	24	2	8.33	13	1	7.69	25	2	8.00	17	2	11.76	16	4	25.00	-33.33	9.09
Tay Valley	19	2	10.53	25	3	12.00	15	1	6.67	20	6	30.00	18	5	27.78	-5.26	10.23
<b>Total</b>	<b>200</b>	<b>24</b>	<b>12.00</b>	<b>158</b>	<b>22</b>	<b>13.92</b>	<b>156</b>	<b>9</b>	<b>5.77</b>	<b>162</b>	<b>16</b>	<b>9.88</b>	<b>176</b>	<b>36</b>	<b>20.45</b>	<b>-12.00</b>	<b>100.00</b>

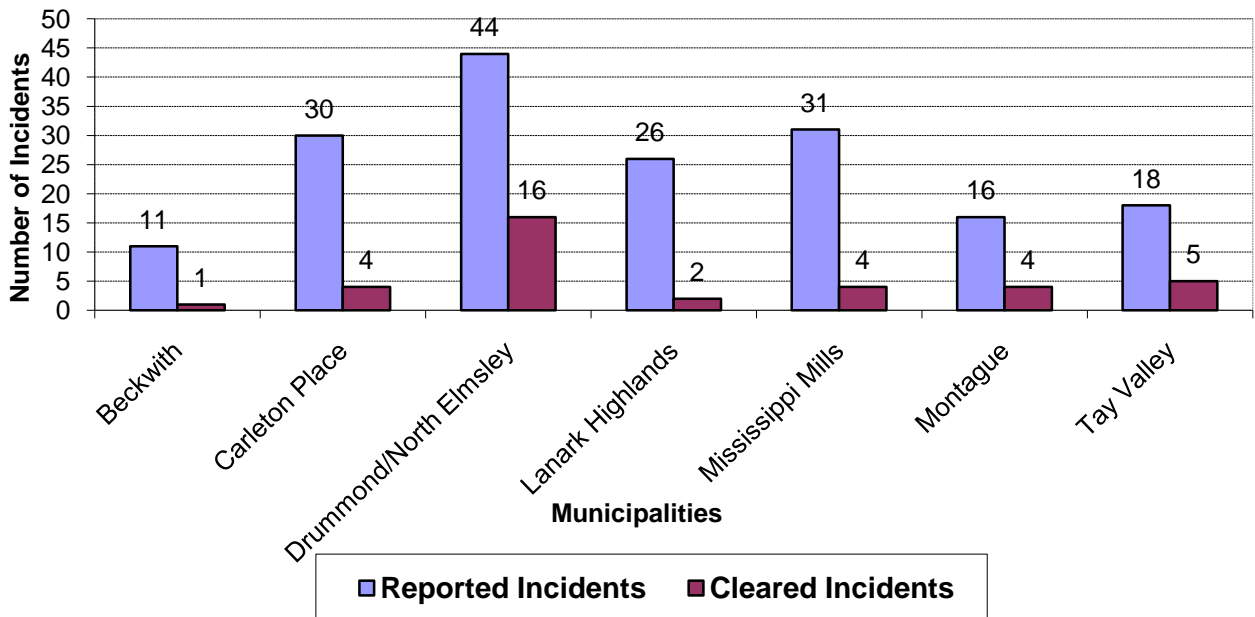
Source: OPP Lanark County Detachment Annual Statistical Reports to Sec.10 Boards, 2005 to 2009

### LANARK COUNTY POLICING STATISTICS 2005-2009

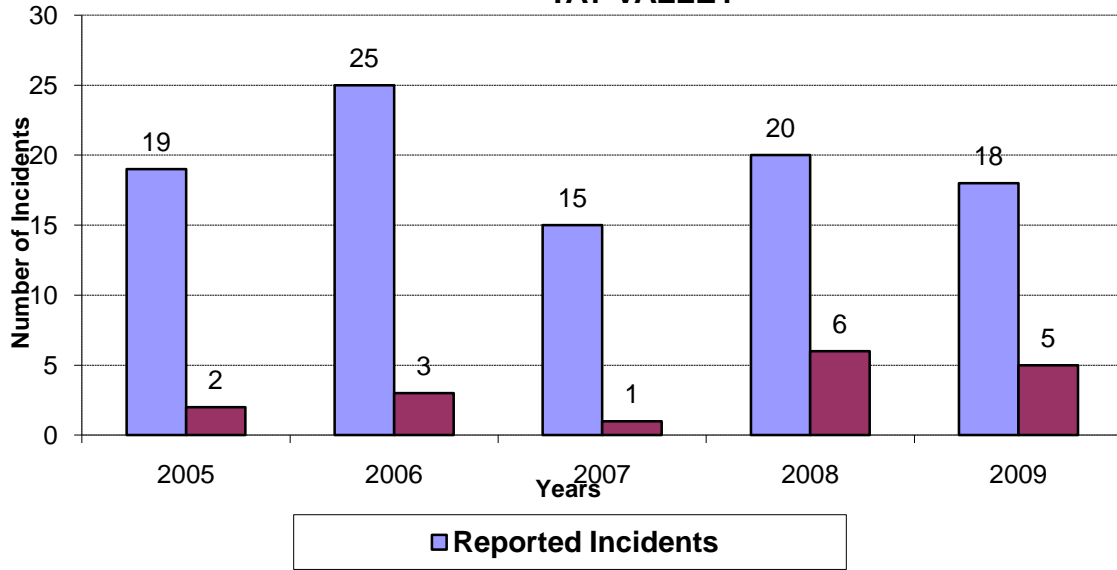
Municipalities with Sec.10 Boards (policed by the OPP)

#### Selected Criminal Code Offences - BREAK AND ENTER

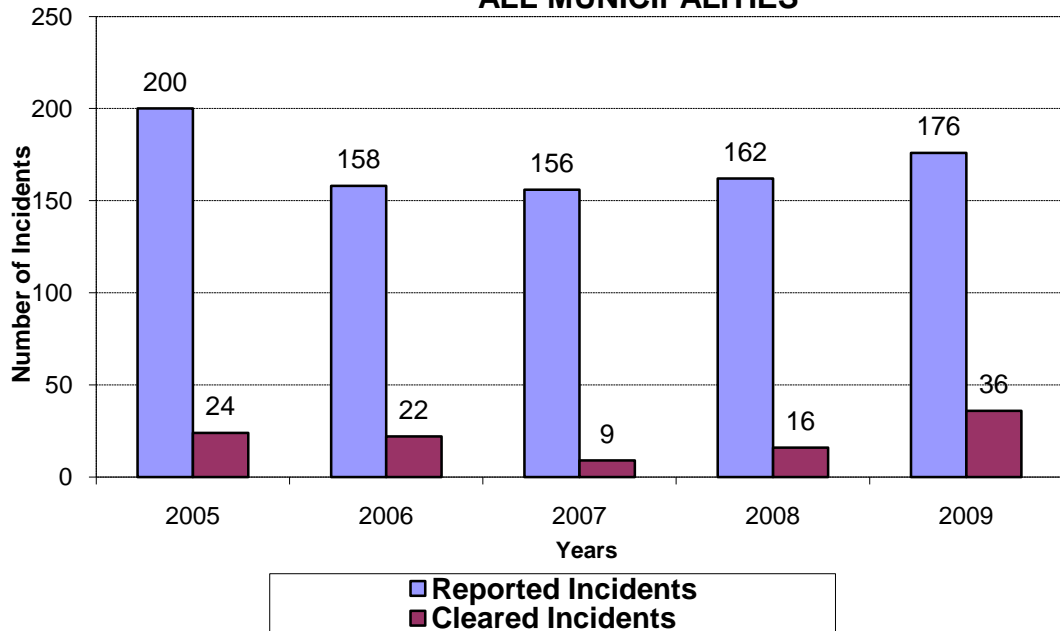
2009



**LANARK COUNTY POLICING STATISTICS 2005-2009**  
 Municipalities with Sec.10 Boards (policed by the OPP)  
**Selected Criminal Code Offences - BREAK AND ENTER**  
**TAY VALLEY**



**LANARK COUNTY POLICING STATISTICS 2005-2009**  
 Municipalities with Sec.10 Boards (policed by the OPP)  
**Selected Criminal Code Offences - BREAK AND ENTER**  
**ALL MUNICIPALITIES**





### LANARK COUNTY POLICING STATISTICS 2005-2009

Municipalities with Sec.10 Boards (policed by the OPP)

#### Selected Criminal Code Offences - THEFT

Municipality	2005 Incidents			2006 Incidents			2007 Incidents			2008 Incidents			2009 Incidents			% Change 2005-2009	2009 % of Total
	Reported	Cleared	% Cleared	Reported	Cleared	% Cleared	Reported	Cleared	% Cleared	Reported	Cleared	% Cleared	Reported	Cleared	% Cleared		
Beckwith	32	1	3.13	21	1	4.76	24	2	8.33	27	0	0.00	24	3	12.50	-25.00	7.06
Carleton Place	166	38	22.89	169	46	27.22	170	46	27.06	156	39	25.00	152	39	25.66	-8.43	44.71
Drummond/North Elmsley	33	1	3.03	44	8	18.18	36	2	5.56	27	9	33.33	19	0	0.00	-42.42	5.59
Lanark Highlands	27	3	11.11	28	2	7.14	27	1	3.70	19	0	0.00	36	1	2.78	33.33	10.59
Mississippi Mills	101	9	8.91	86	12	13.95	67	9	13.43	69	11	15.94	76	10	13.16	-24.75	22.35
Montague	32	3	9.38	18	1	5.56	16	0	0.00	10	0	0.00	10	3	30.00	-68.75	2.94
Tay Valley	37	3	8.11	25	1	4.00	29	2	6.90	25	5	20.00	23	2	8.70	-37.84	6.76
<b>Total</b>	<b>428</b>	<b>58</b>	<b>13.55</b>	<b>391</b>	<b>71</b>	<b>18.16</b>	<b>369</b>	<b>62</b>	<b>16.80</b>	<b>333</b>	<b>64</b>	<b>19.22</b>	<b>340</b>	<b>58</b>	<b>17.06</b>	<b>-20.56</b>	<b>100.00</b>

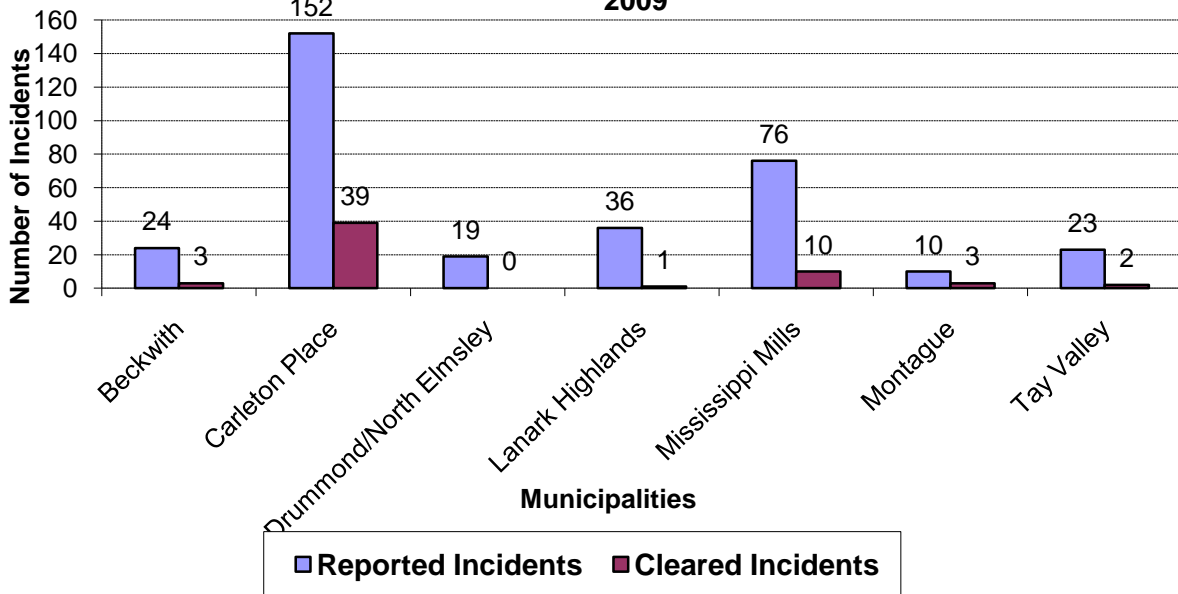
Source: OPP Lanark County Detachment Annual Statistical Reports to Sec.10 Boards, 2005 to 2009

### LANARK COUNTY POLICING STATISTICS 2005-2009

Municipalities with Sec.10 Boards (policed by the OPP)

#### Selected Criminal Code Offences - THEFT

2009

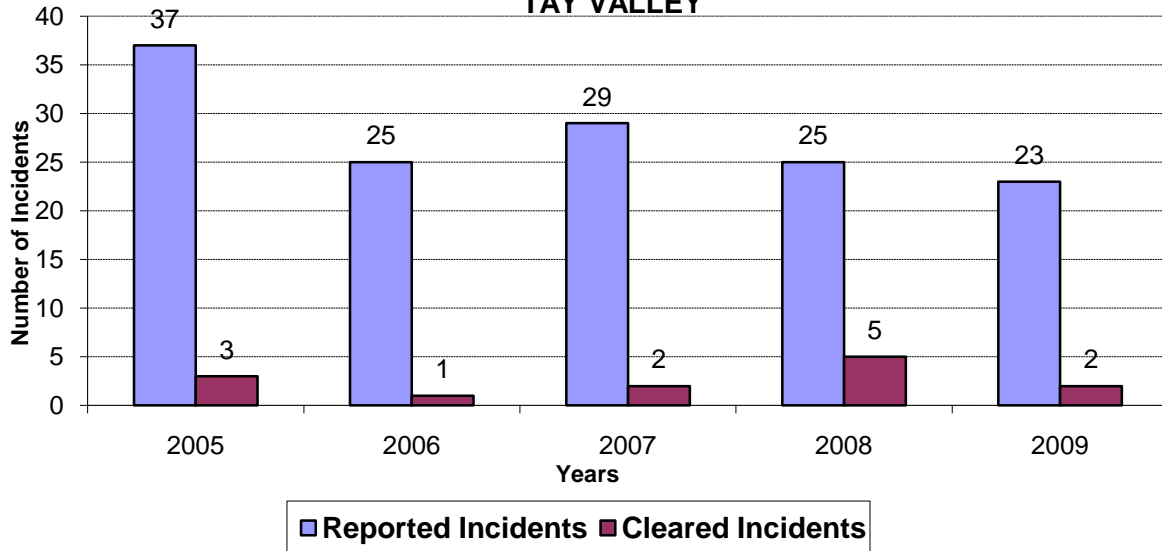


### LANARK COUNTY POLICING STATISTICS 2005-2009

Municipalities with Sec.10 Boards (policed by the OPP)

Selected Criminal Code Offences - THEFT

TAY VALLEY

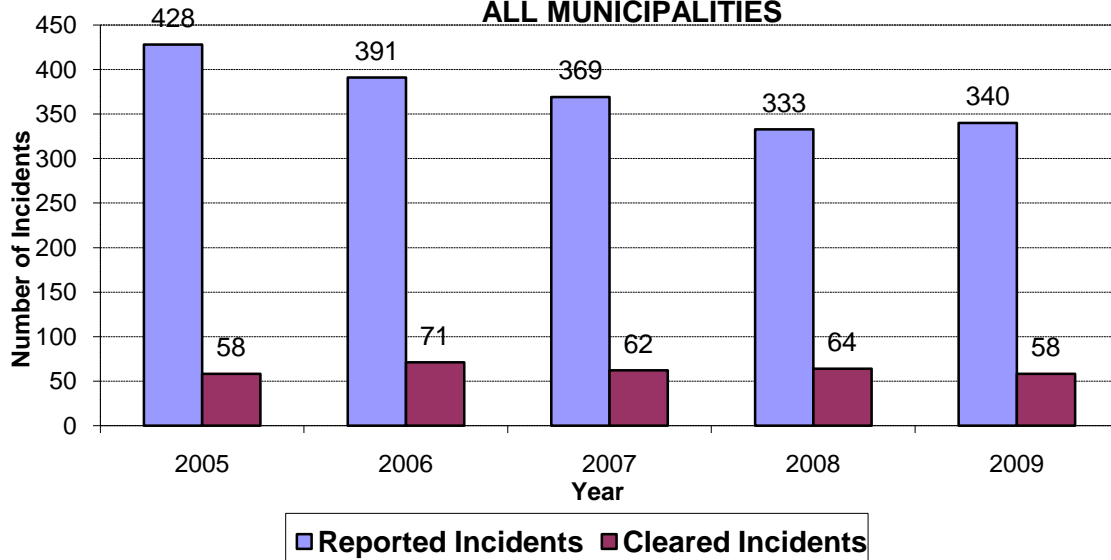


### LANARK COUNTY POLICING STATISTICS 2005-2009

Municipalities with Sec.10 Boards (policed by the OPP)

Selected Criminal Code Offences - THEFT

ALL MUNICIPALITIES





### LANARK COUNTY POLICING STATISTICS 2005-2009

Municipalities with Sec.10 Boards (policed by the OPP)

#### Selected Criminal Code Offences - MISCHIEF

Municipality	2005 Incidents			2006 Incidents			2007 Incidents			2008 Incidents			2009 Incidents			% Change 2005-2009	2009 % of Total
	Reported	Cleared	% Cleared	Reported	Cleared	% Cleared	Reported	Cleared	% Cleared	Reported	Cleared	% Cleared	Reported	Cleared	% Cleared		
Beckwith	29	0	0.00	29	3	10.34	30	2	6.67	33	0	0.00	38	3	7.89	31.03	8.23
Carleton Place	121	21	17.36	215	17	7.91	205	27	13.17	214	28	13.08	237	48	20.25	95.87	51.30
Drummond/North Elmsley	41	9	21.95	67	4	5.97	55	11	20.00	22	8	36.36	15	3	20.00	-63.41	3.25
Lanark Highlands	31	3	9.68	40	2	5.00	29	2	6.90	27	4	14.81	26	6	23.08	-16.13	5.63
Mississippi Mills	119	4	3.36	128	4	3.13	101	14	13.86	109	11	10.09	99	15	15.15	-16.81	21.43
Montague	21	3	14.29	27	2	7.41	25	3	12.00	11	2	18.18	19	1	5.26	-9.52	4.11
Tay Valley	20	1	5.00	53	6	11.32	23	2	8.70	26	0	0.00	28	3	10.71	40.00	6.06
<b>Total</b>	<b>382</b>	<b>41</b>	<b>10.73</b>	<b>559</b>	<b>38</b>	<b>6.80</b>	<b>468</b>	<b>61</b>	<b>13.03</b>	<b>442</b>	<b>53</b>	<b>11.99</b>	<b>462</b>	<b>79</b>	<b>17.10</b>	<b>20.94</b>	<b>100.00</b>

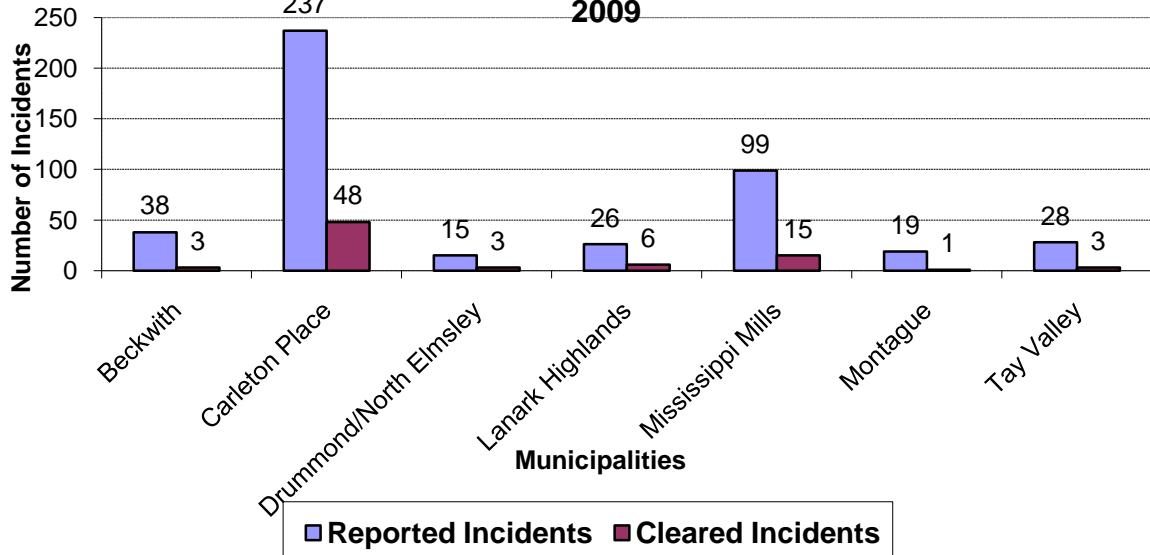
Source: OPP Lanark County Detachment Annual Statistical Reports to Sec.10 Boards, 2005 to 2009

### LANARK COUNTY POLICING STATISTICS 2005-2009

Municipalities with Sec.10 Boards (policed by the OPP)

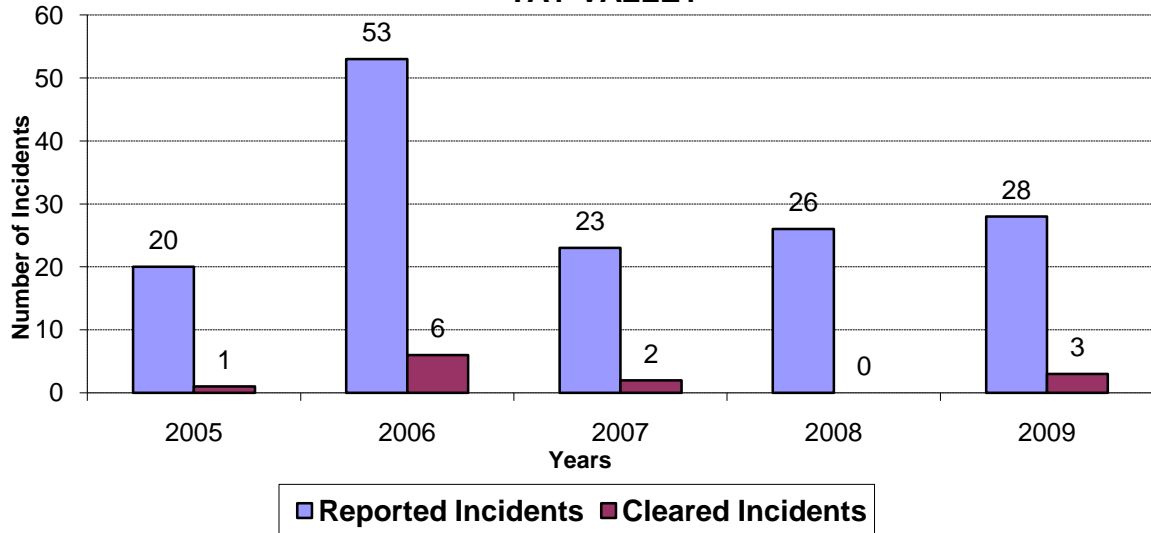
#### Selected Criminal Code Offences - MISCHIEF

2009



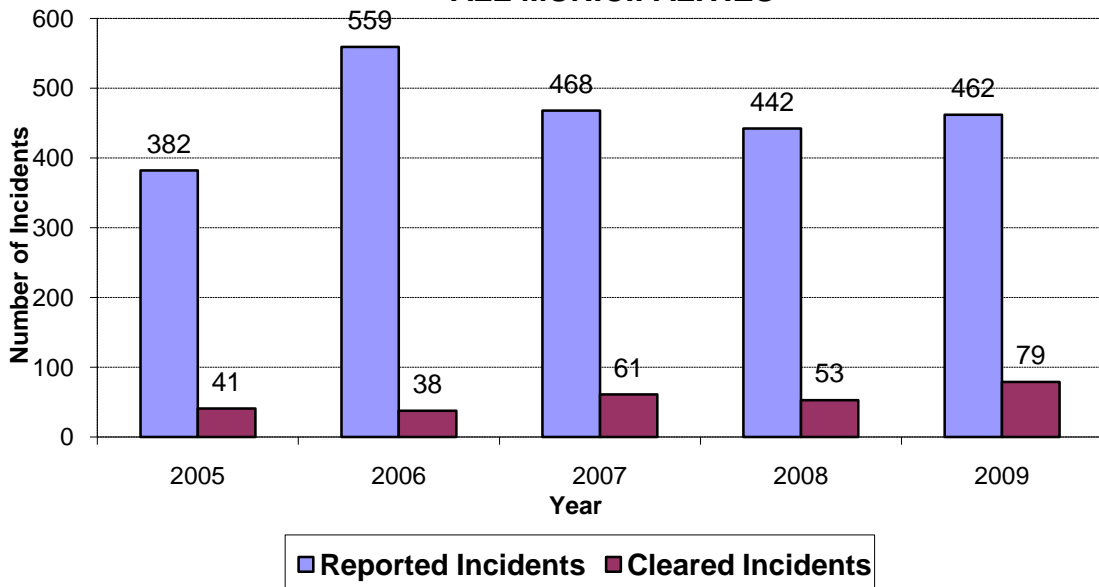
### LANARK COUNTY POLICING STATISTICS 2005-2009

Municipalities with Sec.10 Boards (policed by the OPP)  
**Selected Criminal Code Offences - MISCHIEF**  
**TAY VALLEY**



### LANARK COUNTY POLICING STATISTICS 2005-2009

Municipalities with Sec.10 Boards (policed by the OPP)  
**Selected Criminal Code Offences - MISCHIEF**  
**ALL MUNICIPALITIES**





**LANARK COUNTY POLICING STATISTICS 2005-2009**

Municipalities with Sec.10 Boards (policed by the OPP)

**Selected Criminal Code Offences - DRUG OFFENCES**

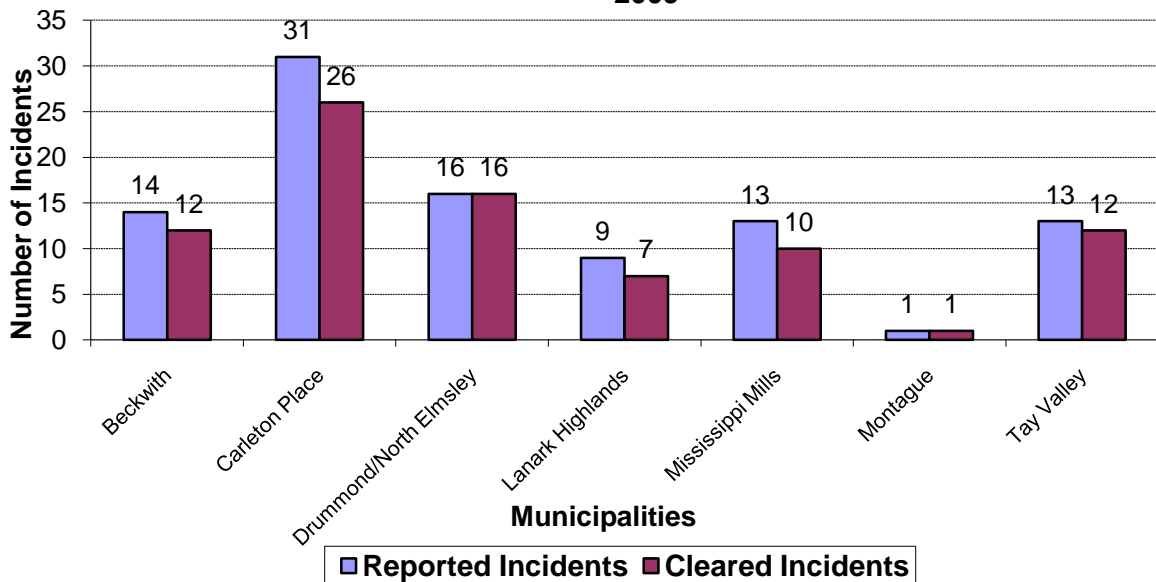
Municipality	2005 Incidents			2006 Incidents			2007 Incidents			2008 Incidents			2009 Incidents			% Change 2005-2009	2009 % of Total
	Reported	Cleared	% Cleared	Reported	Cleared	% Cleared	Reported	Cleared	% Cleared	Reported	Cleared	% Cleared	Reported	Cleared	% Cleared		
Beckwith	4	4	100.00	5	3	60.00	9	8	88.89	4	3	75.00	14	12	85.71	250.00	14.43
Carleton Place	37	34	91.89	42	20	47.62	31	31	100.00	29	22	75.86	31	26	83.87	-16.22	31.96
Drummond/North Elmsley	13	12	92.31	8	6	75.00	11	10	90.91	8	6	75.00	16	16	100.00	23.08	16.49
Lanark Highlands	3	0	0.00	12	10	83.33	11	8	72.73	11	7	63.64	9	7	77.78	200.00	9.28
Mississippi Mills	11	9	81.82	24	20	83.33	19	15	78.95	13	10	76.92	13	10	76.92	18.18	13.40
Montague	1	0	0.00	4	3	75.00	6	3	50.00	2	1	50.00	1	1	100.00	0.00	1.03
Tay Valley	6	6	100.00	6	6	100.00	10	9	90.00	6	2	33.33	13	12	92.31	116.67	13.40
<b>Total</b>	<b>75</b>	<b>65</b>	<b>86.67</b>	<b>101</b>	<b>68</b>	<b>67.33</b>	<b>97</b>	<b>84</b>	<b>86.60</b>	<b>73</b>	<b>51</b>	<b>69.86</b>	<b>97</b>	<b>84</b>	<b>86.60</b>	<b>29.33</b>	<b>100.00</b>

Source: OPP Lanark County Detachment Annual Statistical Reports to Sec.10 Boards, 2005 to 2009

**LANARK COUNTY POLICING STATISTICS 2005-2009**

Municipalities with Sec.10 Boards (policed by the OPP)

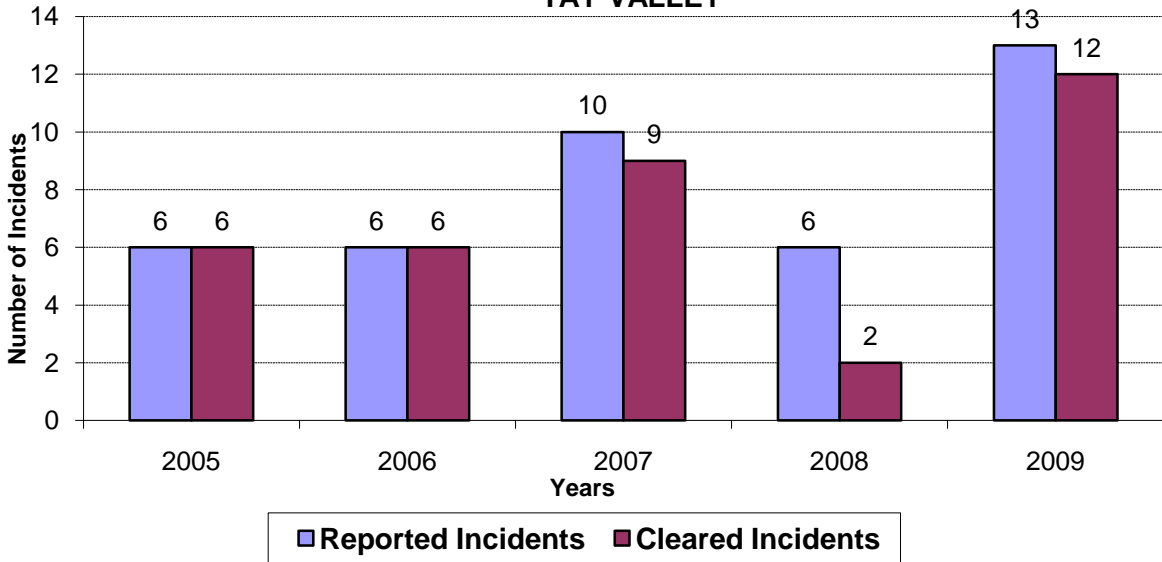
**Selected Criminal Code Offences - DRUG OFFENCES  
2009**



### LANARK COUNTY POLICING STATISTICS 2005-2009

Municipalities with Sec.10 Boards (policed by the OPP)

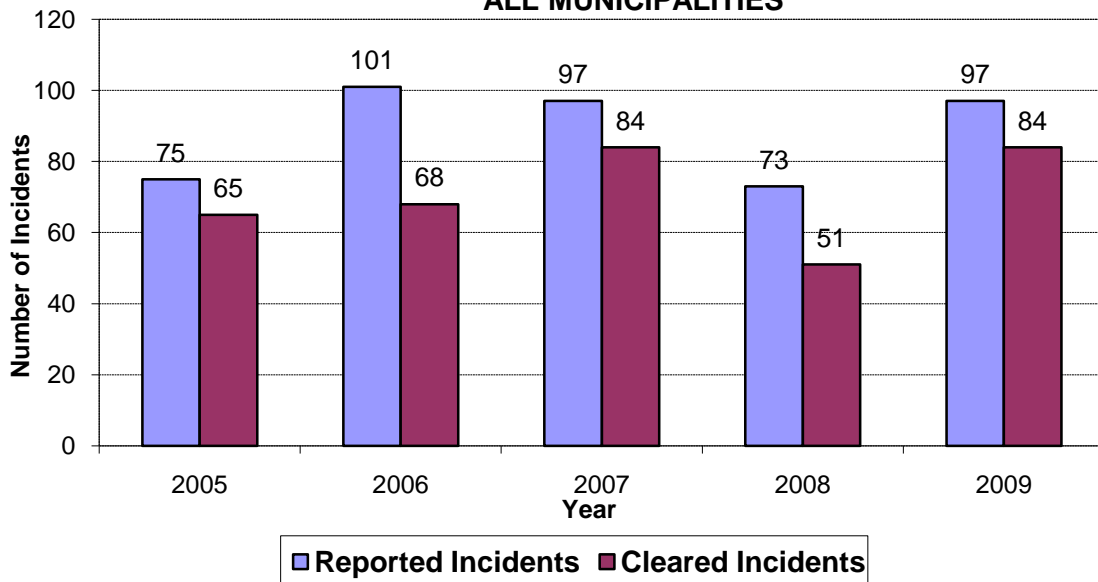
#### Selected Criminal Code Offences - DRUG OFFENCES TAY VALLEY



### LANARK COUNTY POLICING STATISTICS 2005-2009

Municipalities with Sec.10 Boards (policed by the OPP)

#### Selected Criminal Code Offences - DRUG OFFENCES ALL MUNICIPALITIES





### LANARK COUNTY POLICING STATISTICS 2005-2009

Municipalities with Sec.10 Boards (policed by the OPP)

#### MOTOR VEHICLE COLLISIONS

Municipality	2005 Incidents			2006 Incidents			2007 Incidents			2008 Incidents			2009 Incidents			% Change 2005-2009	2009 % of Total		
	Personal Injury	Property Damage	Fatality	Personal Injury	Property Damage	Fatality	Personal Injury	Property Damage	Fatality	Personal Injury	Property Damage	Fatality	Personal Injury	Property Damage	Fatality				
Beckwith	27	122	2	22	100	0	17	126	1	8	93	1	19	114	1	-29.63	-6.56	18.81	12.18
Carleton Place	16	143	0	21	140	0	26	155	0	27	181	0	7	177	0	-56.25	23.78	6.93	18.91
Drummond/North Elmsley	33	204	1	37	171	0	32	139	0	25	156	2	20	141	2	-39.39	-30.88	19.80	15.06
Lanark Highlands	21	139	2	19	128	0	23	139	0	17	124	2	16	118	1	-23.81	-15.11	15.84	12.61
Mississippi Mills	42	196	0	32	225	2	44	227	2	30	202	1	21	226	0	-50.00	15.31	20.79	24.15
Montague	12	61	1	7	79	0	11	60	2	12	70	2	9	55	0	-25.00	-9.84	8.91	5.88
Tay Valley	23	111	0	30	134	0	27	122	0	17	126	1	9	105	2	-60.87	-5.41	8.91	11.22
<b>Total</b>	<b>174</b>	<b>976</b>	<b>6</b>	<b>168</b>	<b>977</b>	<b>2</b>	<b>180</b>	<b>968</b>	<b>5</b>	<b>136</b>	<b>952</b>	<b>9</b>	<b>101</b>	<b>936</b>	<b>6</b>	<b>-41.95</b>	<b>-4.10</b>	<b>100.00</b>	<b>100.00</b>

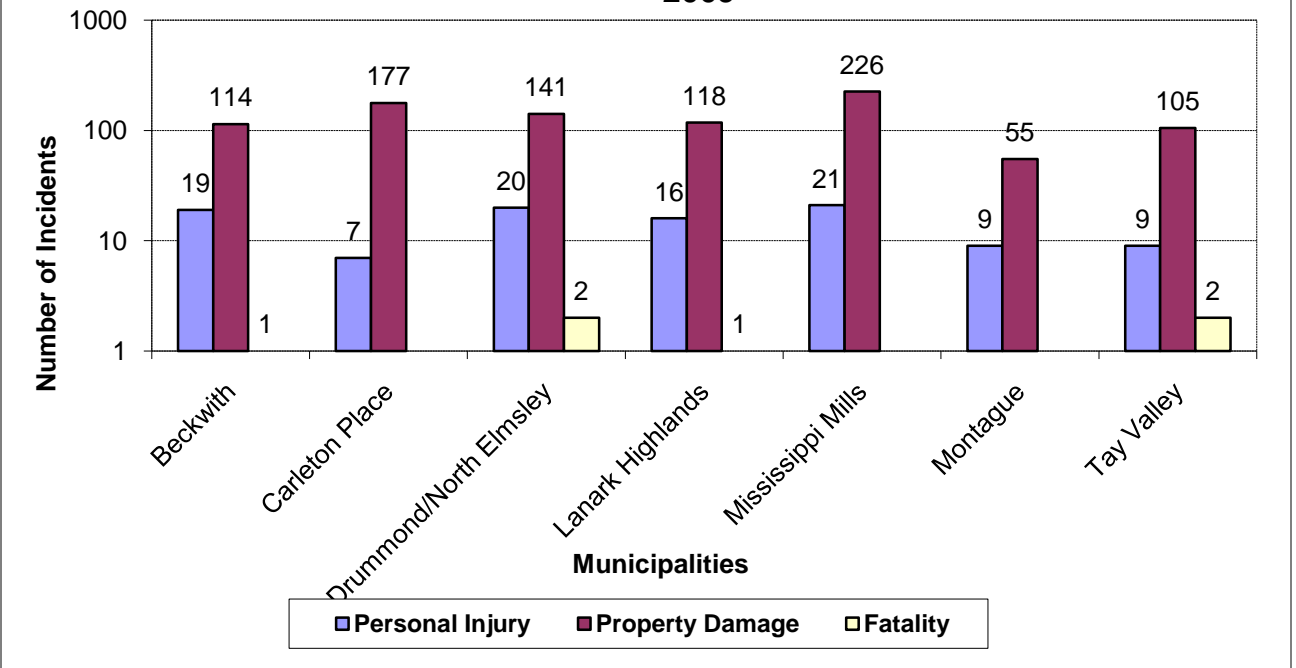
Source: OPP Lanark County Detachment Annual Statistical Reports to Sec.10 Boards, 2005 to 2009

### LANARK COUNTY POLICING STATISTICS 2005-2009

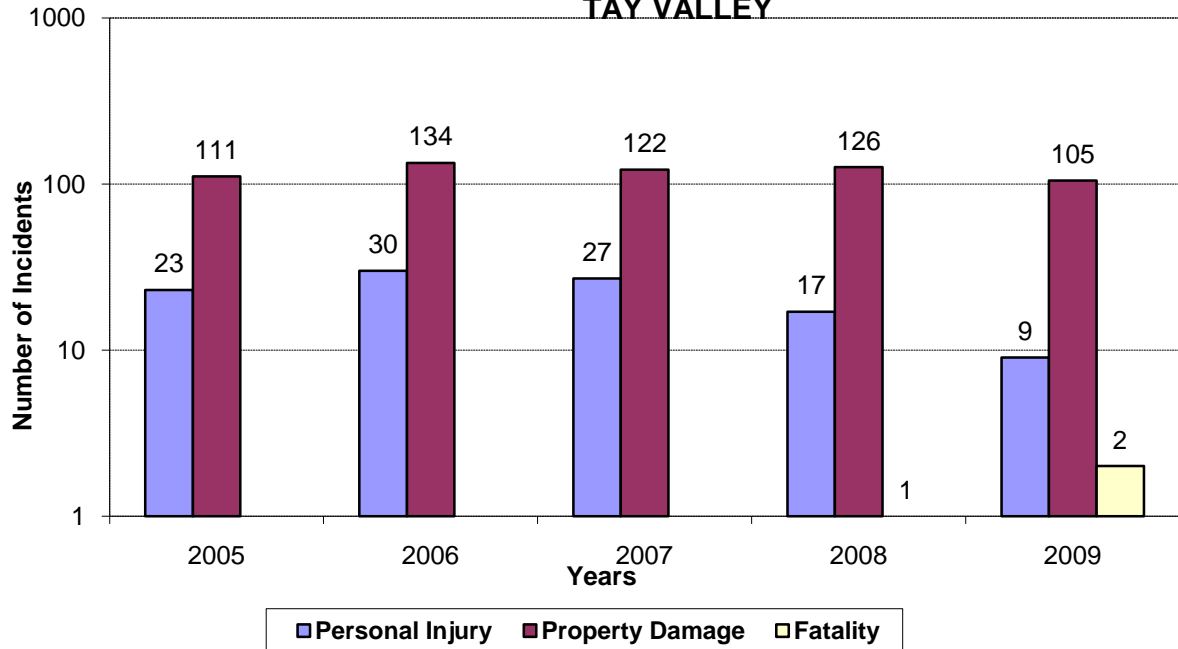
Municipalities with Sec.10 Boards (policed by the OPP)

#### MOTOR VEHICLE COLLISIONS

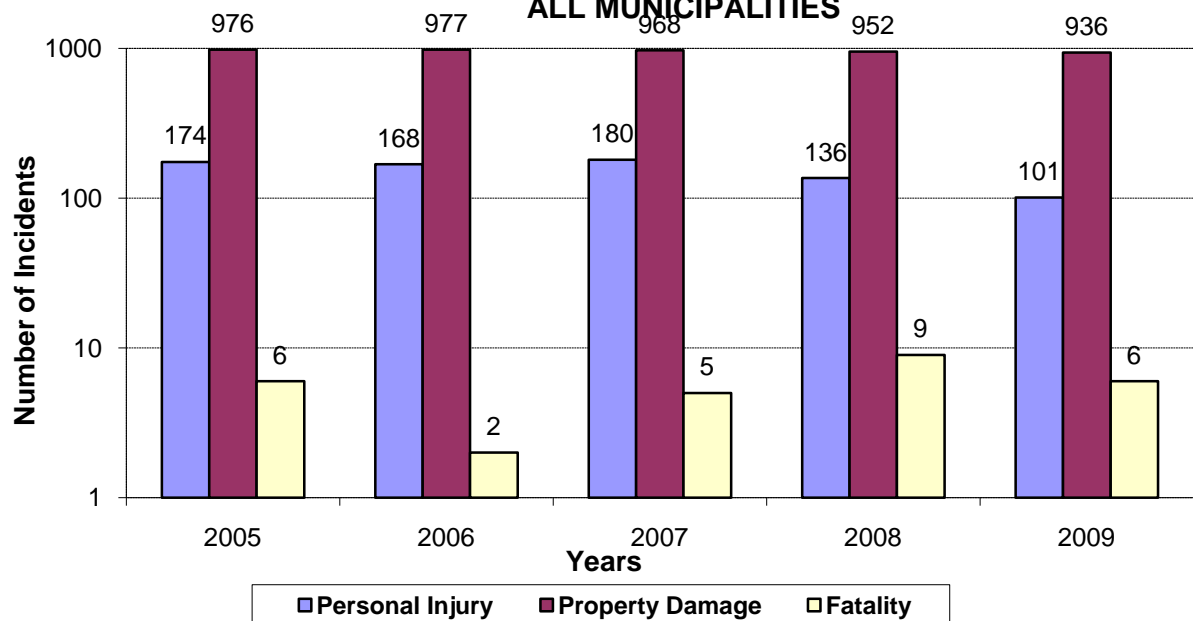
2009



**LANARK COUNTY POLICING STATISTICS 2005-2009**  
Municipalities with Sec.10 Boards (policed by the OPP)  
**MOTOR VEHICLE COLLISIONS**  
**TAY VALLEY**



**LANARK COUNTY POLICING STATISTICS 2005-2009**  
Municipalities with Sec.10 Boards (policed by the OPP)  
**MOTOR VEHICLE COLLISIONS**  
**ALL MUNICIPALITIES**



### LANARK COUNTY POLICING STATISTICS 2005-2009

Municipalities with Sec.10 Boards (policed by the OPP)

#### PROVINCIAL OFFENCE NOTICES

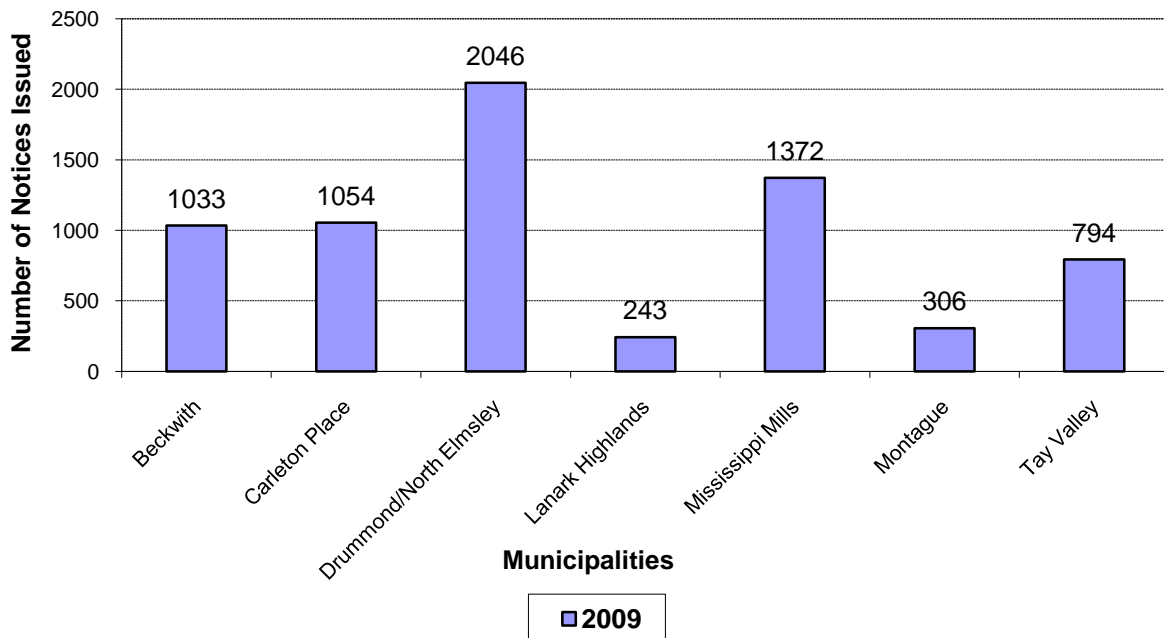
Municipality	2005 Incidents	2006 Incidents	2007 Incidents	2008 Incidents	2009 Incidents	% Change 2005-2009	2009 % of Total
Beckwith	754	821	939	994	1033	37.00%	15.08%
Carleton Place	459	347	516	478	1054	129.63%	15.39%
Drummond/North Elmsley	1210	1255	1702	1403	2046	69.09%	29.88%
Lanark Highlands	171	147	214	145	243	42.11%	3.55%
Mississippi Mills	915	549	827	565	1372	49.95%	20.04%
Montague	134	186	276	218	306	128.36%	4.47%
Tay Valley	808	817	843	904	794	-1.73%	11.59%
<b>Total</b>	<b>4451</b>	<b>4122</b>	<b>5317</b>	<b>4707</b>	<b>6848</b>	<b>53.85%</b>	<b>100.00%</b>

Source: OPP Lanark County Detachment Annual Statistical Reports to Sec.10 Boards, 2005 to 2009

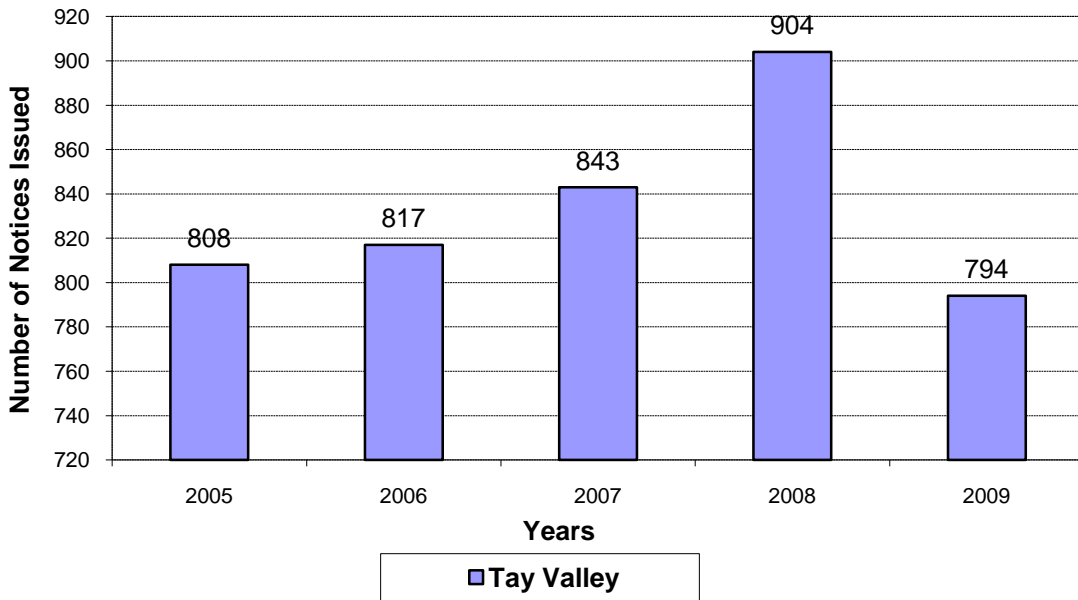
### LANARK COUNTY POLICING STATISTICS 2005-2009

Municipalities with Sec.10 Boards (policed by the OPP)

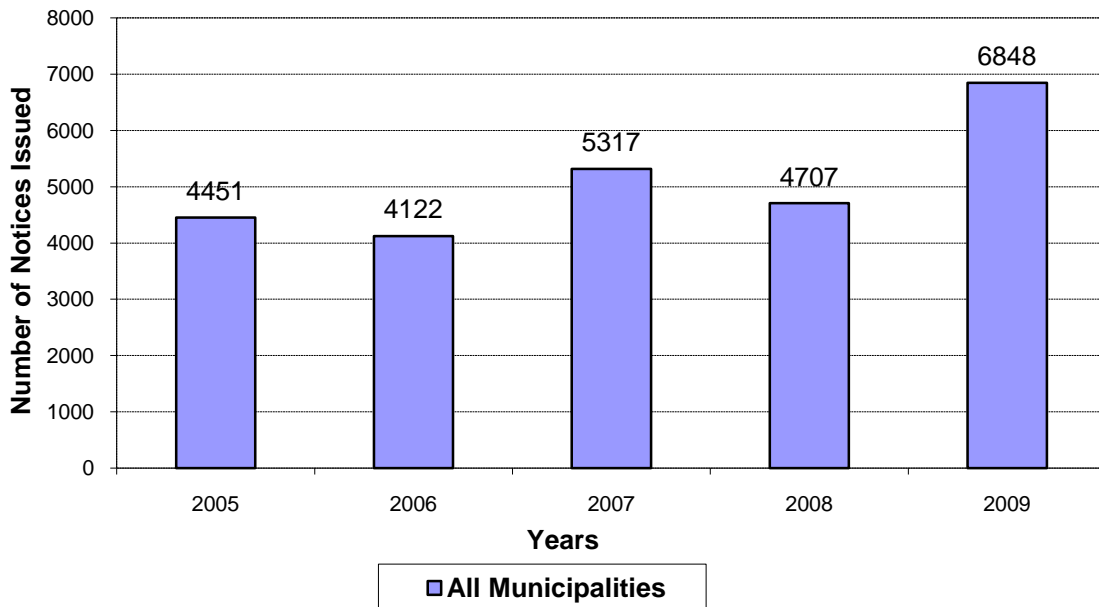
#### PROVINCIAL OFFENCE NOTICES



**LANARK COUNTY POLICING STATISTICS 2005-2009**  
 Municipalities with Sec.10 Boards (policed by the OPP)  
**PROVINCIAL OFFENCE NOTICES**



**LANARK COUNTY POLICING STATISTICS 2005-2009**  
 Municipalities with Sec.10 Boards (policed by the OPP)  
**PROVINCIAL OFFENCE NOTICES**





## LANARK COUNTY POLICING STATISTICS 2005-2009

Municipalities with Sec.10 Boards (policed by the OPP)

### FALSE ALARMS

Municipality	2005 Incidents	2006 Incidents	2007 Incidents	2008 Incidents	2009 Incidents	% Change 2005-2009	2009 % of Total
Beckwith	163	169	115	142	143	-12.27	15.66
Carleton Place	408	386	362	359	283	-30.64	31.00
Drummond/North Elmsley	148	153	202	168	135	-8.78	14.79
Lanark Highlands	83	66	98	69	51	-38.55	5.59
Mississippi Mills	261	252	271	228	162	-37.93	17.74
Montague	70	86	109	97	57	-18.57	6.24
Tay Valley	96	114	105	86	82	-14.58	8.98
<b>Total</b>	<b>1229</b>	<b>1226</b>	<b>1262</b>	<b>1149</b>	<b>913</b>	<b>-25.71</b>	<b>100.00</b>

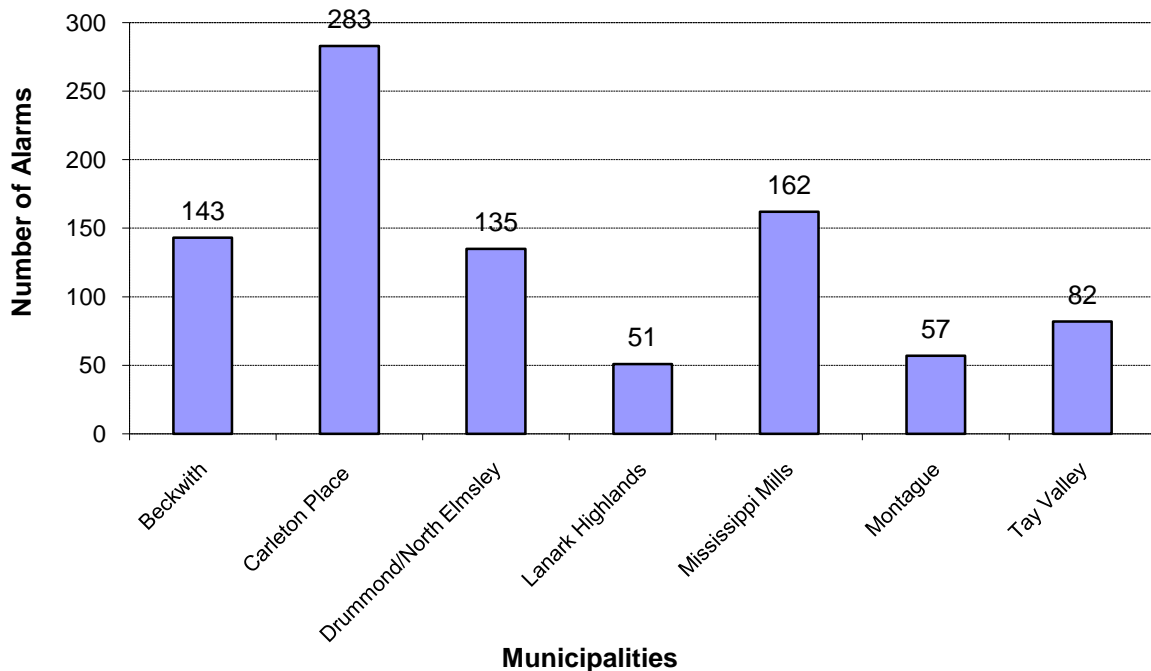
Source: OPP Lanark County Detachment Annual Statistical Reports to Sec.10 Boards, 2005 to 2009

## LANARK COUNTY POLICING STATISTICS 2005-2009

Municipalities with Sec.10 Boards (policed by the OPP)

### FALSE ALARMS

2009

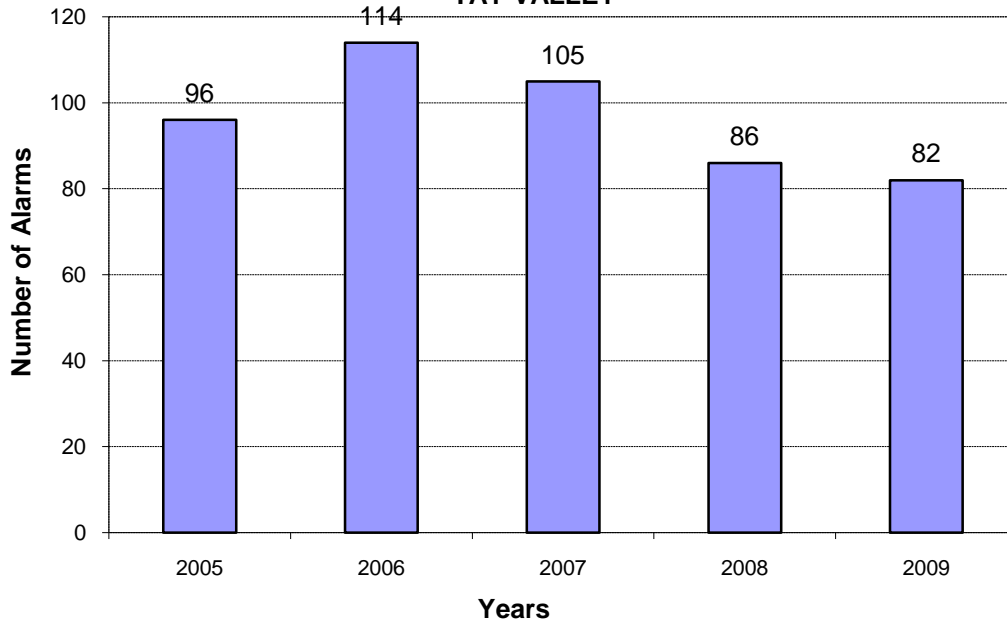


### LANARK COUNTY POLICING STATISTICS 2005-2009

Municipalities with Sec.10 Boards (policed by the OPP)

#### FALSE ALARMS

##### TAY VALLEY

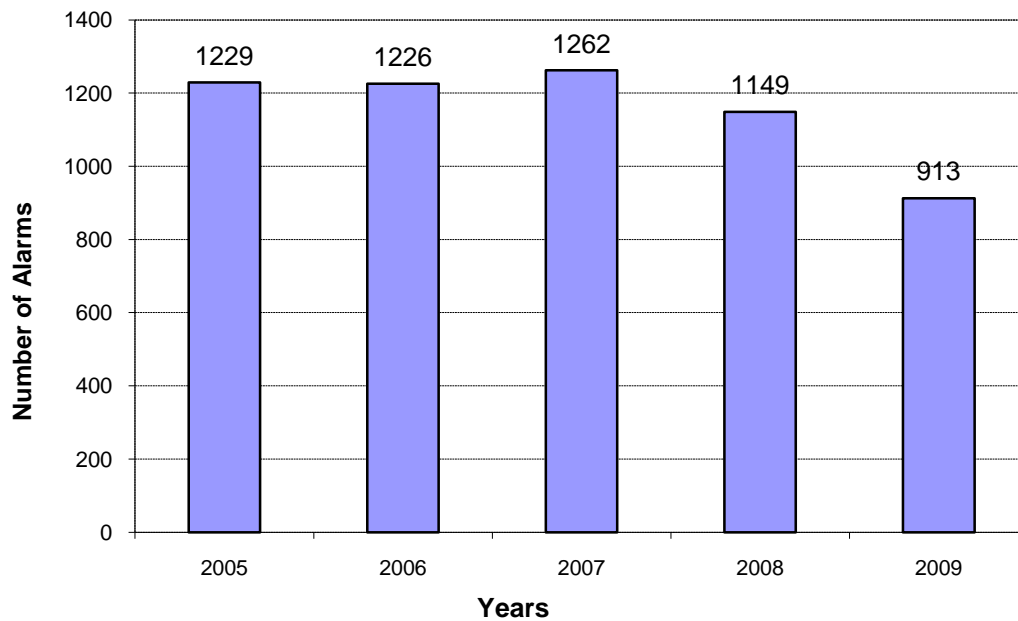


### LANARK COUNTY POLICING STATISTICS 2005-2009

Municipalities with Sec.10 Boards (policed by the OPP)

#### FALSE ALARMS

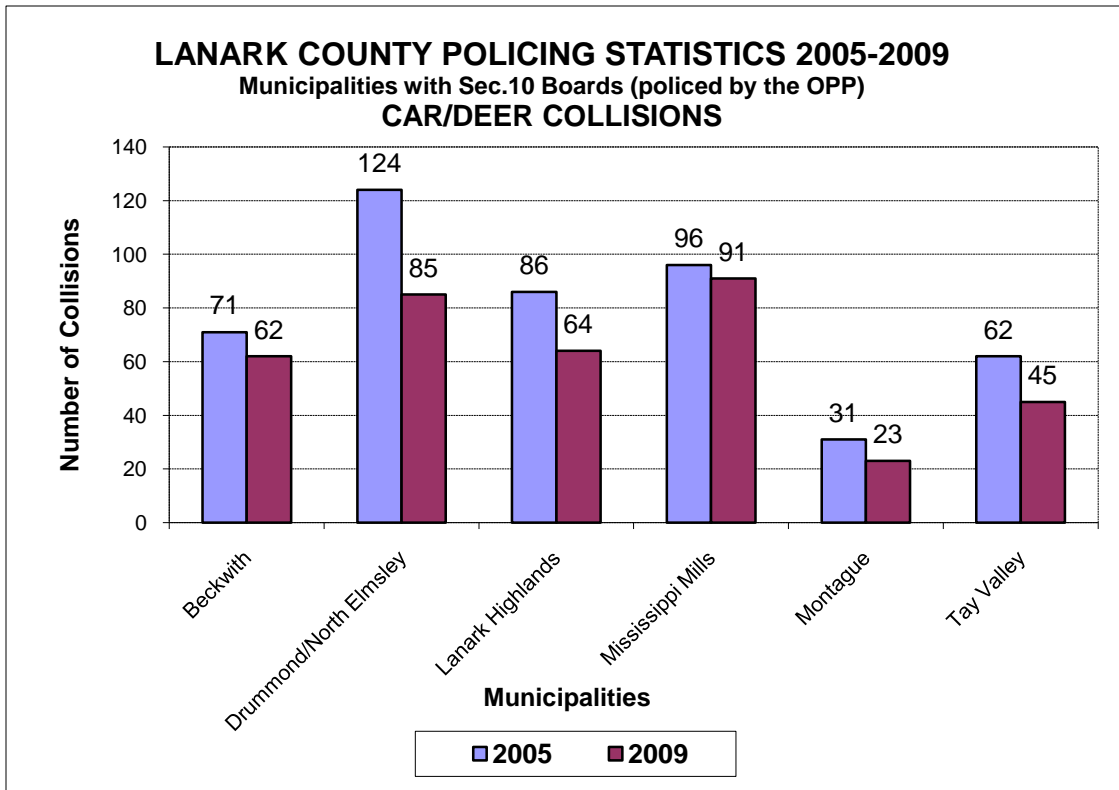
##### ALL MUNICIPALITIES



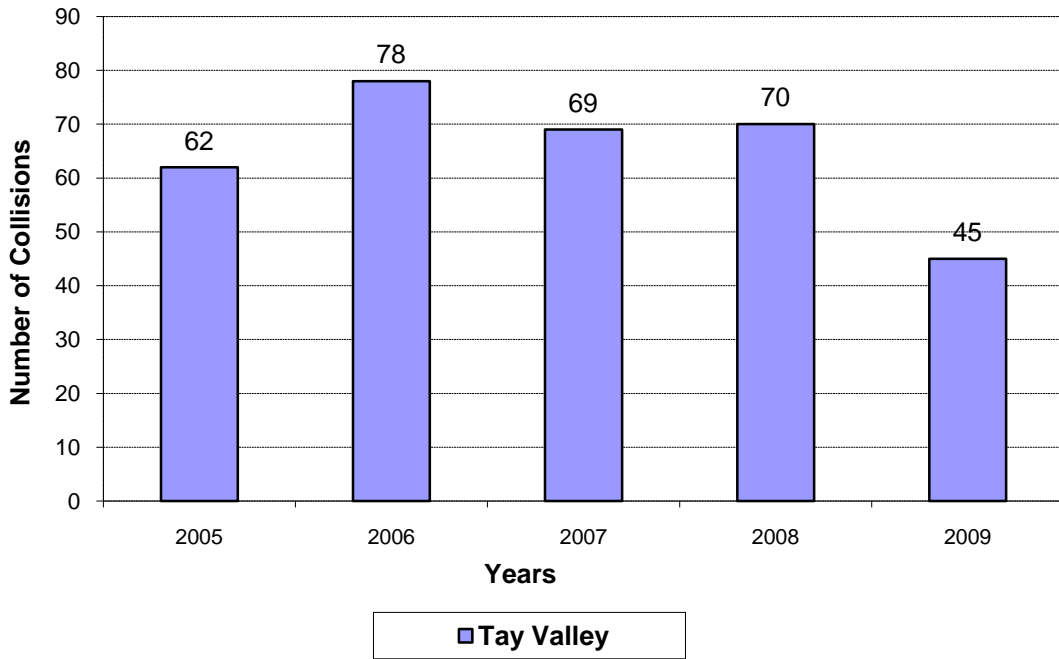


LANARK COUNTY POLICING STATISTICS 2005-2009							
Municipalities with Sec.10 Boards (policed by the OPP)							
CAR/DEER COLLISIONS							
Municipality	2005 Incidents	2006 Incidents	2007 Incidents	2008 Incidents	2009 Incidents	% Change 2005-2009	2009 % of Total
Beckwith	71	58	44	41	62	-12.68	16.76
Drummond/North Elmsley	124	87	76	70	85	-31.45	22.97
Lanark Highlands	86	70	70	62	64	-25.58	17.30
Mississippi Mills	96	100	89	88	91	-5.21	24.59
Montague	31	42	27	29	23	-25.81	6.22
Tay Valley	62	78	69	70	45	-27.42	12.16
Total	470	435	375	360	370	-21.28	100.00

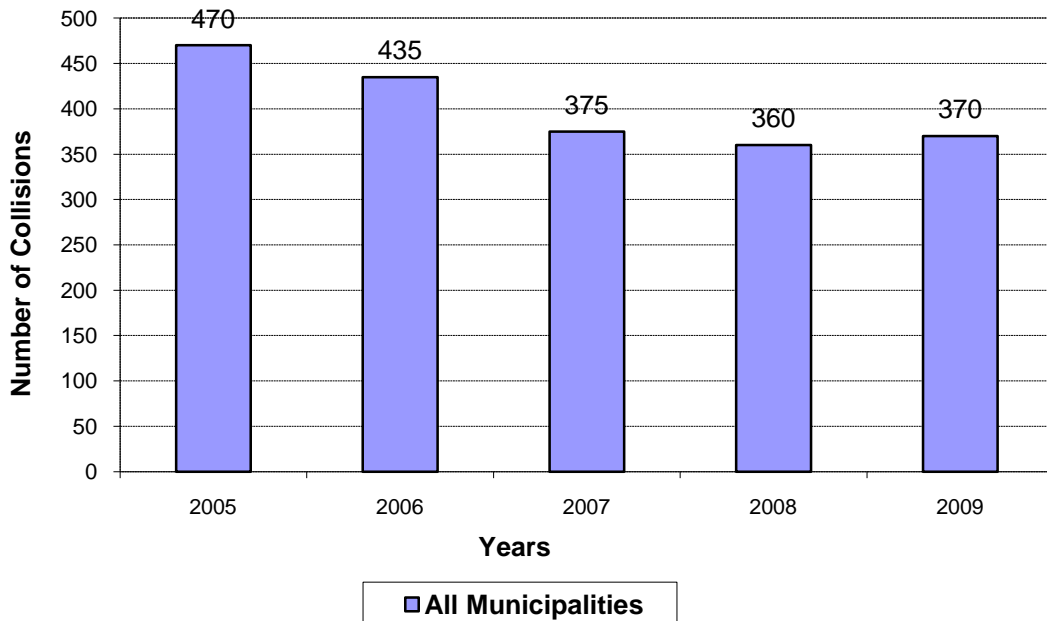
Source: OPP Lanark County Detachment Annual Statistical Reports to Sec.10 Boards, 2005 to 2009



**LANARK COUNTY POLICING STATISTICS 2005-2009**  
 Municipalities with Sec.10 Boards (policed by the OPP)  
**CAR/DEER COLLISIONS**



**LANARK COUNTY POLICING STATISTICS 2005-2009**  
 Municipalities with Sec.10 Boards (policed by the OPP)  
**CAR/DEER COLLISIONS**



# Activities of Note

## ➤ R.I.D.E. Program

- The R.I.D.E. program commenced in September 2009 versus October (2008) and ran through December with a total of 128 hours allocated versus 31.5. Results follow:

	<u>2009</u>	<u>2008</u>
➤ Number of vehicles stopped -		
Motor vehicles	1,829	1,560
Snow vehicles	0	9
Roadside screening device tests	10	5
3 day suspensions	5	2x12 hours
Administrative suspensions	2	
Liquor seizures	3	1
Drug seizures	2	
Charges (drinking offences only)	3	4 HTA

## ➤ Crime Stoppers

Crime Stoppers in Lanark County flourished in 2009 with the Mississippi/Tay organization announcing the best results in it's 17 year history. The program covers all of Lanark County with the exception of the Town of Smiths Falls. Public education included 17 presentations to schools and groups.

	<u>2009</u>	<u>2008</u>
> Program results:		
Cases cleared:	204	133
Arrests made:	84	79
Rewards paid:	\$20,225	\$19,025
Property recovered:	\$472,831	\$472,831
Narcotics seized:	\$3,472,925	\$1,778,225
Combined value:	\$3,945,756	\$2,251,056

# Financial Performance

➤ Police Services Board and Police Services Contract Budget and Actual Costs for the years 2005 to 2009 are described in the following 2 slides (pages 26-27). Summary is below:

➤ Police Services Board functions in 2009 resulted in a surplus of \$3,100 comprising under expenditures of \$700 in honoraria paid to members, \$1,500 in training courses and conferences, \$200 in office supplies and \$700 in mileage.

➤ Police Services Contract functions (Net Policing Costs) in 2009 produced a surplus of \$15,400 from the following sources:

-	Salaries & benefits under expenditure (cost reductions attributable to rank)	\$13,700
-	Overtime under expenditure	\$ 2,400
-	Other direct operating costs under expenditures	\$ 900
-	Offset by reduction in the Provincial Services Usage Credit	\$1,600

➤ OPP Service Charges and Provincial Offence Notices Revenues for 2009 not reflected in PSB accounts:

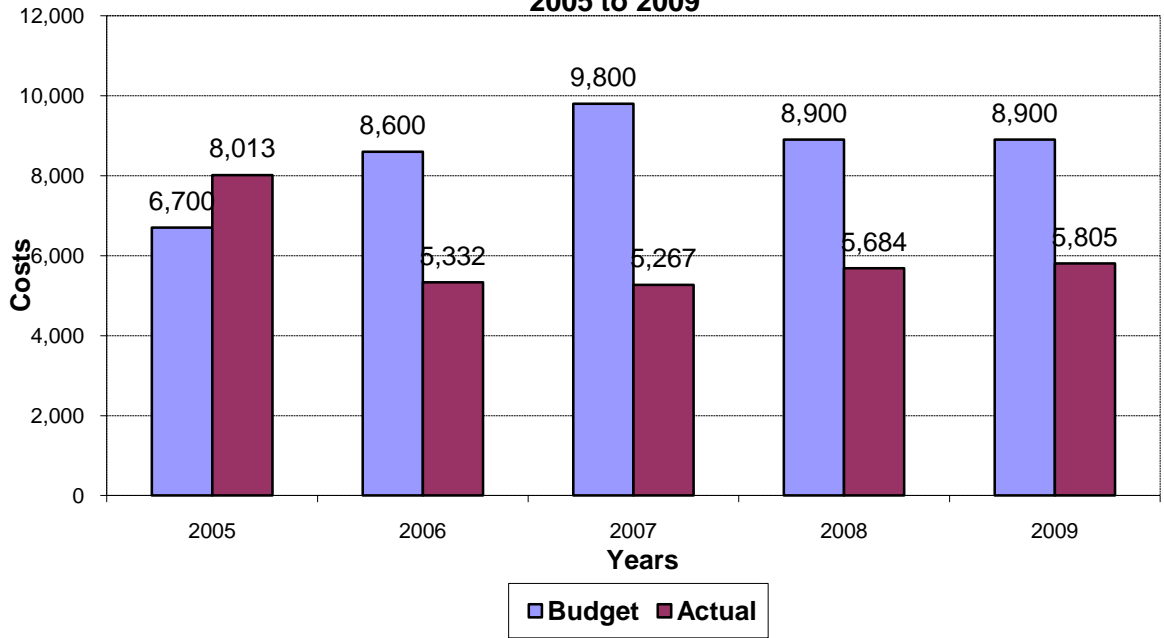
-	Budget	\$67,300
-	Actual	\$74,500
-	Surplus	\$ 7,200

\* above revenue of \$74,500 flows to Township general revenues

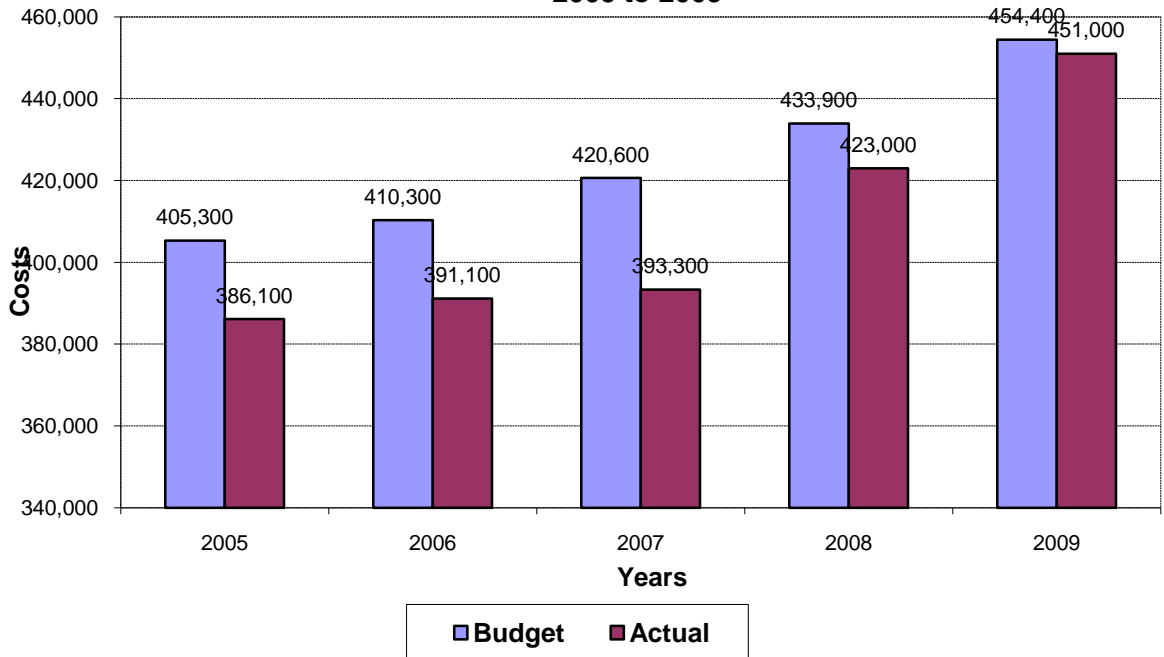


TAY VALLEY TOWNSHIP												
Police Services Board and Police Services Contract Costs												
2005 to 2009												
Municipality	2005		2006		2007		2008		2009		% Change 2005-2009	
	Budget	Actual	Budget	Actual	Budget	Actual	Budget	Actual	Budget	Actual	Budget	Actual
<i>Police Services Board</i>												
Clerical Services and Honoraria	900	1,918	1,300	1,179	1,300	1,404	1,200	525	1,200	450		
Training, Seminars and Conferences	3,000	2,521	2,800	2,108	4,200	1,164	4,200	1,405	4,200	2,728		
Office Supplies, Materials and Equipment	1,200	661	1,500	985	1,300	44	900	1,075	700	529		
Mileage	1,000	938	1,200	742	1,200	883	800	786	1,000	326		
Association Memberships	600	300	300	318	300	300	300	303	300	321		
Minor Capital		1,675	1,500	0	1,500	1,472	1,500	1,590	1,500	1,451		
<b>Total Police Services Board</b>	<b>6,700</b>	<b>8,013</b>	<b>8,600</b>	<b>5,332</b>	<b>9,800</b>	<b>5,267</b>	<b>8,900</b>	<b>5,684</b>	<b>8,900</b>	<b>5,805</b>	32.84%	-27.56%
<i>Police Services Contract</i>												
<b>Salaries and Benefits</b>												
<i>Uniform</i>												
Salaries	250,161	244,018	258,917	250,696	266,280	256,436	274,268	264,990	267,516	256,271	6.94%	5.02%
Overtime	31,700	17,347	22,891	17,774	20,996	28,671	24,402	40,289	32,220	29,841	1.64%	72.02%
Contractual Payout	6,956	8,517	7,199	9,206	6,956	7,373	6,956	8,659	7,988	7,863	14.84%	-7.68%
Shift Premium	1,016	1,016	1,052	1,016	1,016	1,016	1,016	1,016	1,401	1,379	37.89%	35.73%
Benefits	58,788	57,344	60,845	58,914	62,576	60,263	64,453	62,273	60,300	57,745	2.57%	0.70%
<b>Total Uniform</b>	<b>348,621</b>	<b>328,242</b>	<b>350,904</b>	<b>337,606</b>	<b>357,824</b>	<b>353,759</b>	<b>371,095</b>	<b>377,227</b>	<b>369,425</b>	<b>353,099</b>	5.97%	7.57%
<i>Civilian</i>												
Salaries	24,470	24,471	25,326	25,834	26,509	26,509	27,205	27,205	37,831	41,046	54.60%	67.73%
Benefits	5,750	5,751	5,952	6,071	6,230	6,230	6,393	6,393	8,559	5,602	48.85%	-2.59%
<b>Total Civilian</b>	<b>30,220</b>	<b>30,222</b>	<b>31,278</b>	<b>31,905</b>	<b>32,739</b>	<b>32,739</b>	<b>33,598</b>	<b>33,598</b>	<b>46,390</b>	<b>46,648</b>	53.51%	54.35%
<b>Total Salaries and Benefits</b>	<b>378,841</b>	<b>358,464</b>	<b>382,182</b>	<b>369,511</b>	<b>390,563</b>	<b>386,498</b>	<b>404,693</b>	<b>410,825</b>	<b>415,815</b>	<b>399,747</b>	8.76%	11.52%
<b>Other Direct Operating Expenses</b>	<b>34,868</b>	<b>34,869</b>	<b>34,868</b>	<b>34,869</b>	<b>34,868</b>	<b>34,869</b>	<b>34,868</b>	<b>34,869</b>	<b>58,468</b>	<b>57,612</b>	67.68%	65.22%
<b>RHQ Municipal Support</b>	<b>5,957</b>	<b>5,665</b>	<b>6,006</b>	<b>5,823</b>	<b>6,126</b>	<b>6,068</b>	<b>6,330</b>	<b>6,418</b>	<b>5,269</b>	<b>5,186</b>	-11.55%	-8.46%
<b>Gross Policing Costs</b>	<b>419,666</b>	<b>398,998</b>	<b>423,056</b>	<b>410,203</b>	<b>431,557</b>	<b>427,435</b>	<b>445,891</b>	<b>452,112</b>	<b>479,552</b>	<b>462,545</b>	14.27%	15.93%
<b>Deductions</b>												
Provincial Services Usage	14,319	15,282	12,797	27,320	10,955	22,312	12,025	16,231	25,176	23,606		
Reduction for Hours Below Minimum	0	0	0	0	0	0	0	0	0	0		
<b>Total Deductions</b>	<b>14,319</b>	<b>15,282</b>	<b>12,797</b>	<b>27,320</b>	<b>10,955</b>	<b>22,312</b>	<b>12,025</b>	<b>16,231</b>	<b>25,176</b>	<b>23,606</b>	75.82%	54.47%
<b>Net Policing Costs</b>	<b>405,347</b>	<b>383,716</b>	<b>410,259</b>	<b>382,883</b>	<b>420,602</b>	<b>405,123</b>	<b>433,866</b>	<b>435,881</b>	<b>454,376</b>	<b>438,939</b>	12.10%	14.39%
Credit from Previous Year	0	14,346	0	16,736	0	24,979	0	13,149	0	303		
Credit to Following Year	0	16,736	0	24,979	0	13,149	0	303	0	12,321		
<b>Net Costs</b>	<b>405,347</b>	<b>386,106</b>	<b>410,259</b>	<b>391,126</b>	<b>420,602</b>	<b>393,293</b>	<b>433,866</b>	<b>423,035</b>	<b>454,376</b>	<b>450,957</b>	12.10%	16.80%
<b>Net Costs (rounded)</b>	<b>405,300</b>	<b>386,100</b>	<b>410,300</b>	<b>391,100</b>	<b>420,600</b>	<b>393,300</b>	<b>433,900</b>	<b>423,000</b>	<b>454,400</b>	<b>451,000</b>	12.11%	16.81%

### TAY VALLEY TOWNSHIP Police Services Board Costs 2005 to 2009



### TAY VALLEY TOWNSHIP Police Services Contract Costs - Net Costs (rounded) 2005 to 2009



# PSB 2009 Conclusions

➤ Our rapid & successful negotiation of the OPP Contract renewal was based on 3 factors;

- trust in OPP leadership (D.C.)
- understanding of the OPP analysis process upon which contract costs are based
- rigorous analysis and trending of OPP statistics by our PSB on an annual ongoing basis...this ensured "no surprises".

➤ It would be prudent for Council to augment its operating budget base in the next two years to offset the impact of any perceived contract renewal cost increases in 2013 attributable to growth in incident volumes if observed in annual statistics and annual reports. While we have not historically experienced significant increases in incidents and staffing (FTE's), during the past ten years, we are not immune from societal trends and associated future OPP cost impacts.

➤ The two tragic road fatalities, Hwy 7/Glen Tay & the Scotch line involving alcohol and street racing reinforce the importance of traffic law enforcement and OPP RIDE programs. There is no excuse for impaired driving or excessive speed.

➤ Changes in OPP Detachment leadership led to lost focus on Tay Valley PSB/OPP Business Plan implementation. Leadership transitions should be transparent ...our contract is with the OPP.

➤ The PSB would like to dispel any notion that its satisfaction with the level of service received from the OPP is attributable to the enjoyment of a greater allocation of OPP resources than warranted by the level of activity in the Township or an inordinate involvement by our PSB in the provision of policing service. We are engaged, professional and meet our obligations under the Police Services Act. Over the years we have developed protocols, policies and business plans providing community priorities ahead of sister municipalities. There is nothing unusual that we require of the OPP and our priorities are well within OPP manpower capabilities.

➤ OPP professionalism and the ability to bring in specialized capabilities was again evidenced in the successful search for a missing child. They are the experts...and we thank them. We have no doubt that the OPP serves us well

➤ The OPP Drug Squad played a critical role with increasing drug charges being laid in Tay Valley and Lanark County - drugs are frequently the root cause of other crime.

➤ Past efforts by Lanark County PSB's to collectively establish a protocol for the selection of a Detachment Commander were unsuccessful - this needs to be readdressed

# 2010 Priorities

➤ Major review and update of the Tay Valley PSB Three Year Business Plan including OPP and Board progress against strategies and action plans. Review scheduled to take place mid year upon Inspector Salisbury's return

➤ Implementation of the PSB/OPP Protocol specific to ongoing Business Plan reporting requirements

➤ A continued emphasis on making Tay Valley roads safer with focused levels of traffic law enforcement & RIDE programs

➤ Transition planning and implementation of Electronic Speed Sign deployment by the Township Public Works Dept.

➤ Continued focus on drugs and drug related offences using Crime Stoppers and Drug Abuse education programs in schools and vigorous enforcement.

➤ Continued partnership between the PSB & the OPP - an effective working relationship must be maintained

➤ Continued emphasis on communications using Township website as repository for key PSB & OPP communications, taxpayer newsletters for key messages and OPP/Lake Associations Networking Group meetings.

➤ Development & implementation of PSB file structures and retention policies specific to e-mail and other electronic communications

➤ Participation in Lanark County joint PSB leadership discussions and development of a Protocol for the Selection of a Detachment Commander