



**OPP COMMUNITY SATISFACTION SURVEY
2010**

Lanark County Detachment

OPP Community Satisfaction Survey 2010

Lanark County Detachment

Published by:
Operational Policy & Strategic Planning Bureau
OPP General Headquarters
777 Memorial Ave.
Orillia, ON
L3V 7V3
(705) 329-7579

OPP Community Satisfaction Survey 2010

Lanark County Detachment

Table of Contents

Methodology.....	4
Demographics.....	7
The OPP and the Community.....	9
Community Issues.....	17
Ease of Contacting the OPP.....	21
The OPP's Effectiveness.....	23
Contact With the OPP.....	25
Overall Satisfaction.....	27
Local Questions.....	29

OPP Community Satisfaction Survey 2010

Lanark County Detachment

Methodology

- The 2010 OPP Community Satisfaction Survey is the first time the OPP has used a commercial research company to conduct the surveys. Previous surveys have been conducted by local volunteers from within each Detachment.
- The research company R.A. Malatest & Associates Ltd. conducted this telephone survey between October 21, 2010 and December 6, 2010.
- Randomly selected telephone numbers and Random Digit Dial were used to sample respondents who were at least 16 years old, where no member of the household was employed by the OPP.
- These 382 completed surveys represent a margin of error of +/- 5%, 19 times out of 20. Where scale responses are presented as means, the margin of error is +/- 5%.

OPP Community Satisfaction Survey 2010

Lanark County Detachment

Methodology

- The 382 completed surveys were broken down into the following groups for analysis:
 - 151 respondents from Zones 1 and 2, which consist of Mississippi Mills and Lanark Highlands;
 - 98 respondents from Zone 6, which consists of Carleton Place;
 - 69 respondents from Zone 3, which consists of Beckwith and Montague;
 - 45 respondents from Zone 5, which consists of Central and North Frontenac; and
 - 19 respondents from Zone 4, which consists of Tay Valley and Drummond North Elmsley.
- Comparisons were made between these communities. Where these were statistically significant at the 5% level those differences are presented.

OPP Community Satisfaction Survey 2010

Lanark County Detachment

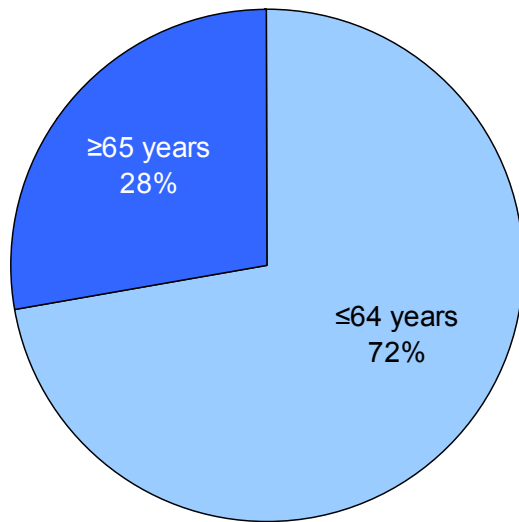
Methodology

- Most scale questions rate the item with a range of four answer choices. Charts present the results in two formats:
 - Actual percentages for each of the four answer choices. For these charts the 'best' two choices are to the left, in blue.
 - The mean value of the result out of a maximum of four. For all items the higher the number (or longer the bar in the chart), the 'better' the result.
- Note that some figures may not add up to exactly 100.00% due to rounding.

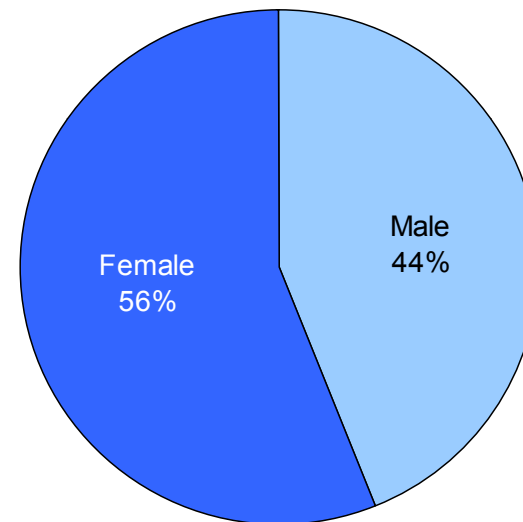
OPP Community Satisfaction Survey 2010

Lanark County Detachment

Demographics



Age Distribution



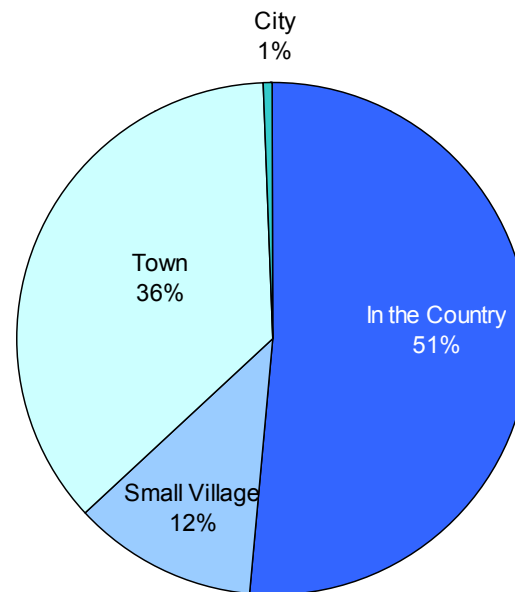
Gender

OPP Community Satisfaction Survey 2010

Lanark County Detachment

Demographics

Respondents were asked whether they lived in a city, a town, a small village or out in the country. The results are shown in the chart below.



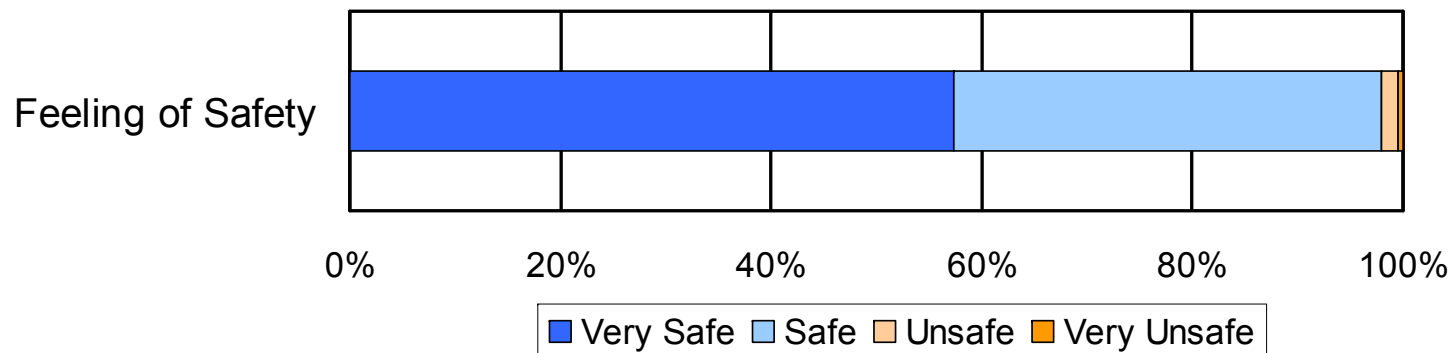
Where Respondents Live

OPP Community Satisfaction Survey 2010

Lanark County Detachment

The OPP and the Community

● 97.9% of respondents felt 'very safe' or 'safe' in their community.



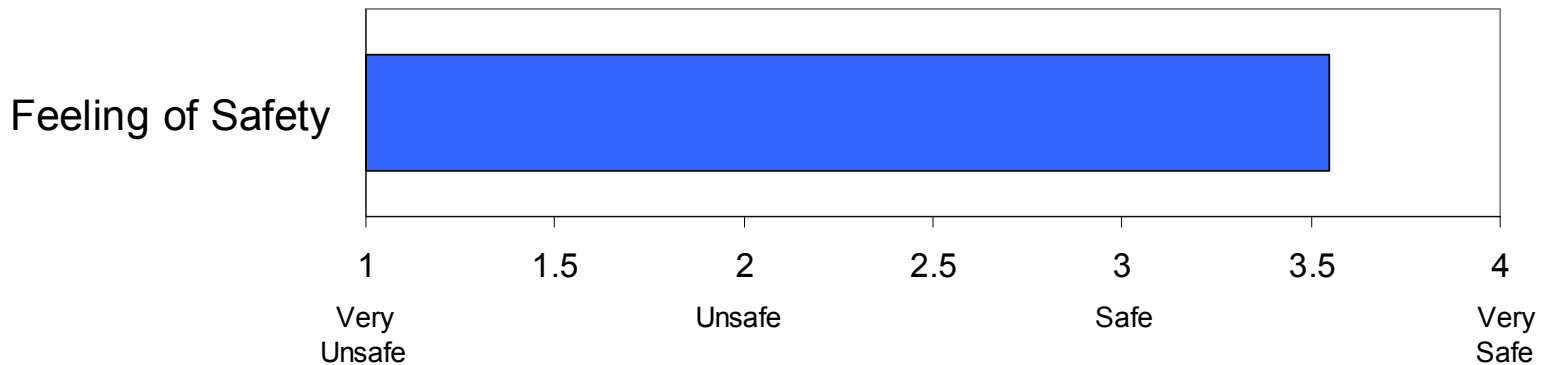
Very Safe	Safe	Unsafe	Very Unsafe
57.4%	40.5%	1.6%	0.5%

OPP Community Satisfaction Survey 2010

Lanark County Detachment

The OPP and the Community

- On average, respondents felt part way between 'safe' and 'very safe' in their community (3.55/4).
- Respondents from Zone 4 felt safer (3.74/4) than those from Zone 6 (3.40/4).

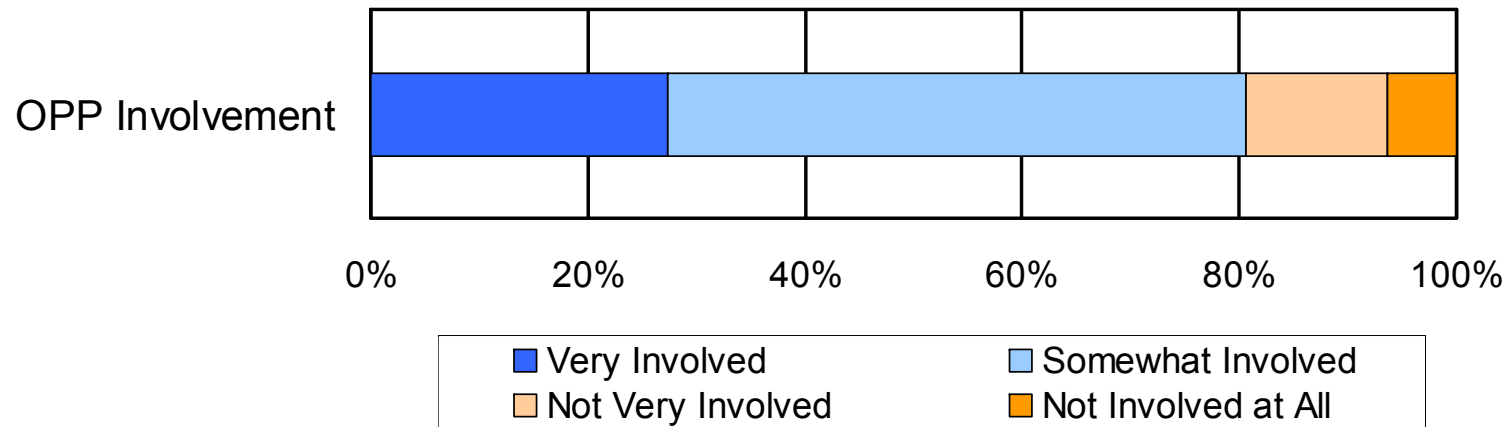


OPP Community Satisfaction Survey 2010

Lanark County Detachment

The OPP and the Community

80.6% of respondents said the OPP were 'somewhat involved' or 'very involved' in their community.



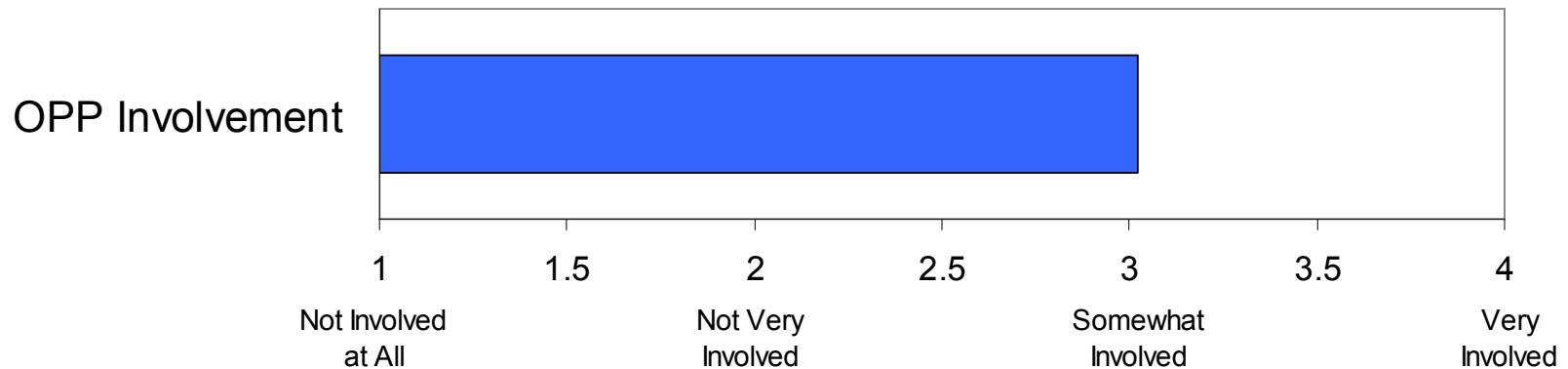
Very Involved	Somewhat Involved	Not Very Involved	Not Involved at All
27.3%	53.3%	13.1%	6.3%

OPP Community Satisfaction Survey 2010

Lanark County Detachment

The OPP and the Community

- On average, respondents said the OPP were part way between 'somewhat involved' and 'very involved' (3.02/4) in their community.
- Respondents from Zone 6 said the OPP were more involved (3.35/4) than those from Zones 1 and 2 (2.87/4) and Zone 5 (2.83/4).

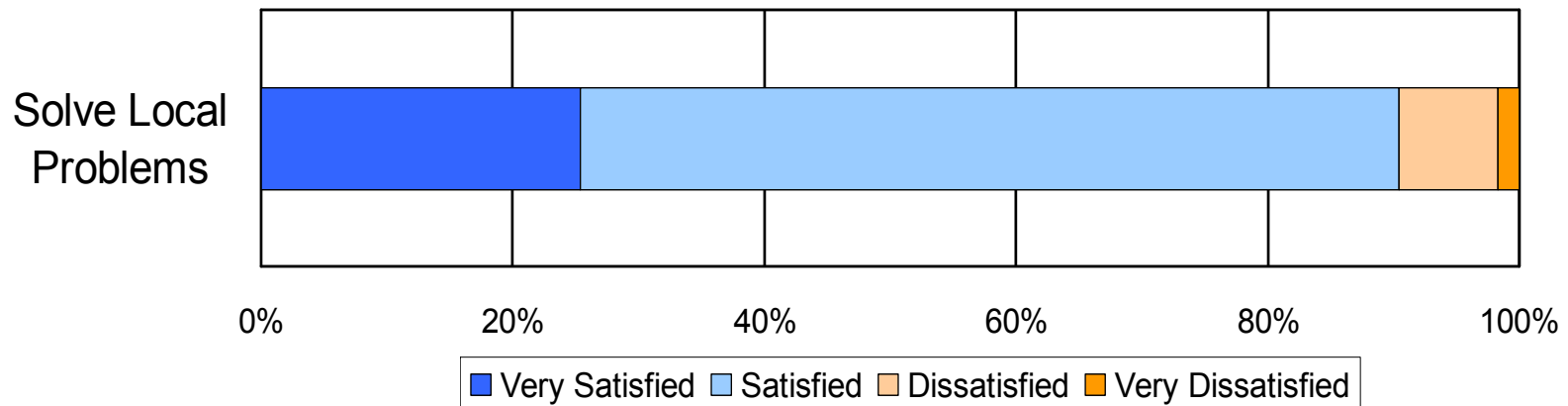


OPP Community Satisfaction Survey 2010

Lanark County Detachment

The OPP and the Community

90.5% of respondents were 'satisfied' or 'very satisfied' with the OPP's ability to work with communities to solve local problems.



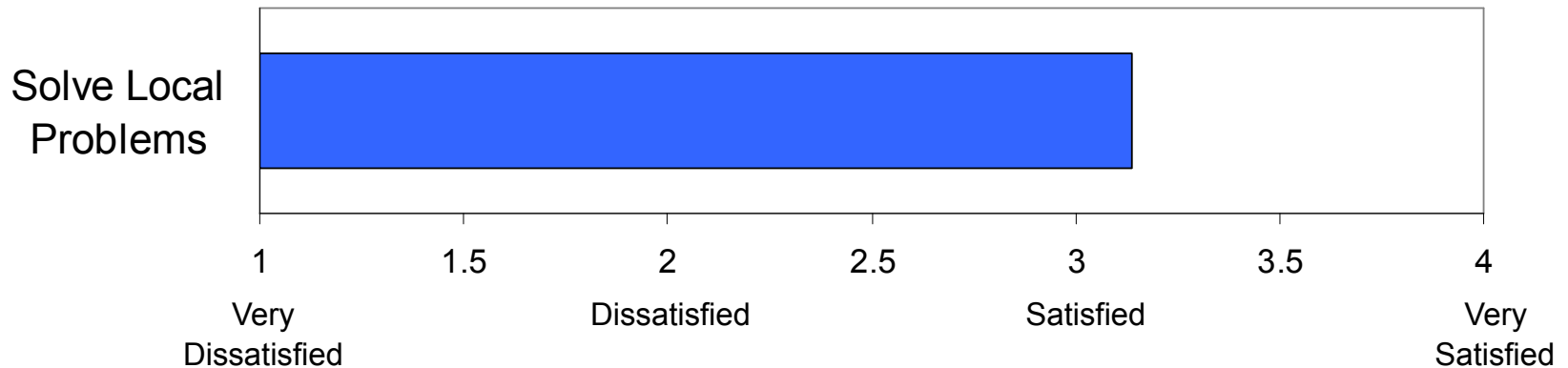
Very Satisfied	Satisfied	Dissatisfied	Very Dissatisfied
25.4%	65.1%	7.8%	1.7%

OPP Community Satisfaction Survey 2010

Lanark County Detachment

The OPP and the Community

- On average, respondents said they were part way between 'satisfied' and 'very satisfied' (3.14/4) with the OPP's ability to work with communities to solve local problems.
- There were no statistically significant differences between zones.

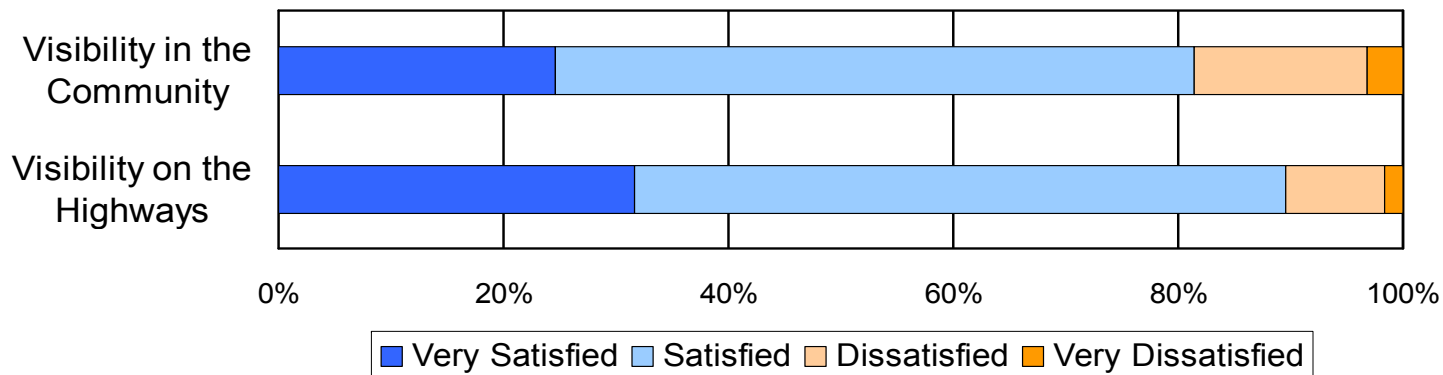


OPP Community Satisfaction Survey 2010

Lanark County Detachment

The OPP and the Community

- 81.5% of respondents were 'satisfied' or 'very satisfied' with the OPP's visibility in their community.
- 89.5% of respondents were 'satisfied' or 'very satisfied' with the OPP's visibility on the highways.



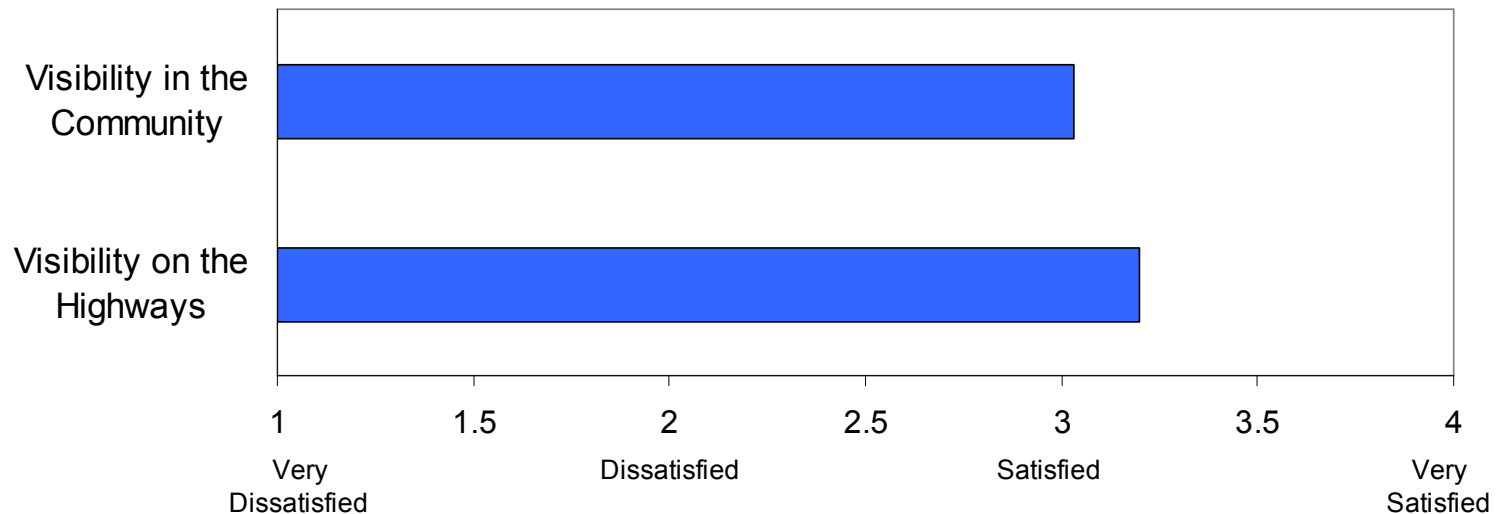
	Very Satisfied	Satisfied	Dissatisfied	Very Dissatisfied
Visibility in the Community	24.6%	56.9%	15.3%	3.2%
Visibility on the Highways	31.6%	57.9%	8.8%	1.6%

OPP Community Satisfaction Survey 2010

Lanark County Detachment

The OPP and the Community

- On average, respondents said they were part way between 'satisfied' and 'very satisfied' (3.03/4) with the OPP's visibility in the community.
- On average, respondents said they were part way between 'satisfied' and 'very satisfied' (3.20/4) with the OPP's visibility on the highways.
- There were no statistically significant differences between zones.

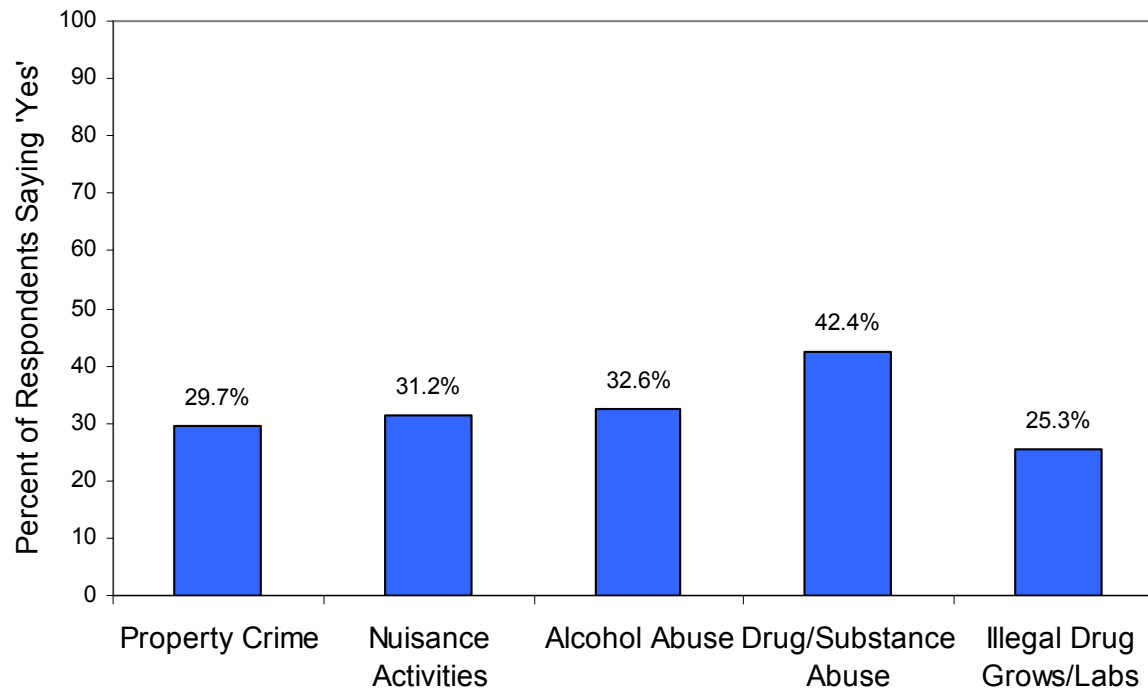


OPP Community Satisfaction Survey 2010

Lanark County Detachment

Community Issues

Respondents indicated 'yes' when asked whether property crime (29.7%), nuisance activities (31.2%), alcohol abuse (32.6%), drug/substance abuse (42.4%) and illegal drug grows or labs (25.3%) were a problem in their community.

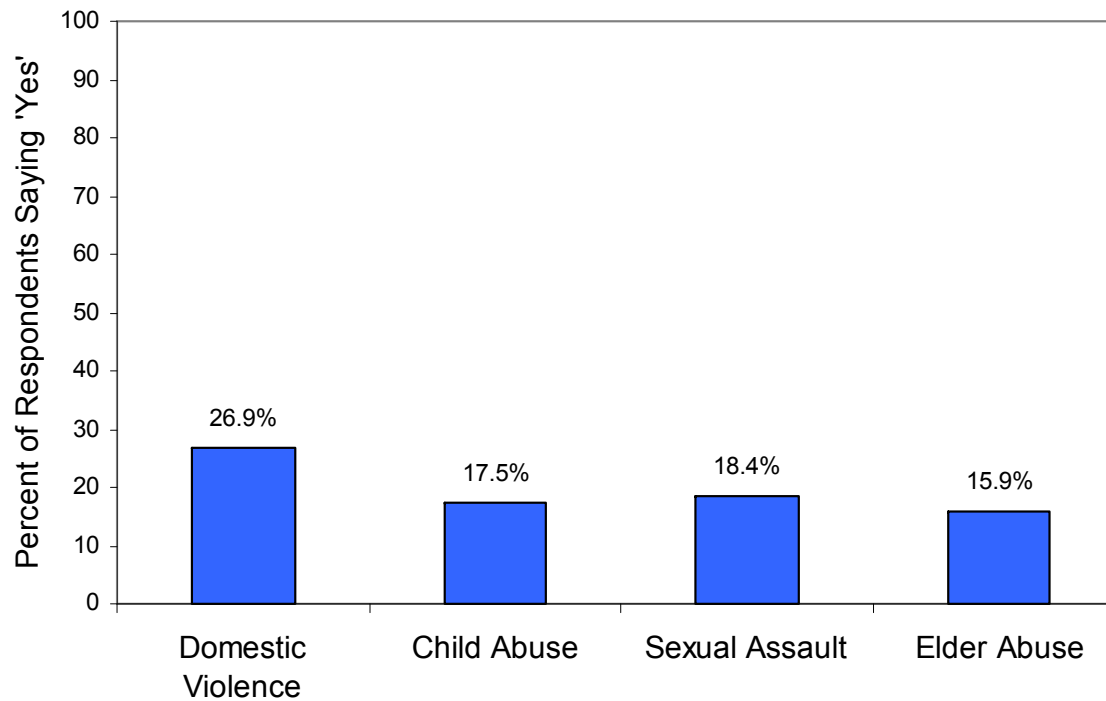


OPP Community Satisfaction Survey 2010

Lanark County Detachment

Community Issues

• Respondents indicated 'yes' when asked whether domestic violence (26.9%), child abuse (17.5%), sexual assault (18.4%), and elder abuse (15.9%) were a problem in their community.

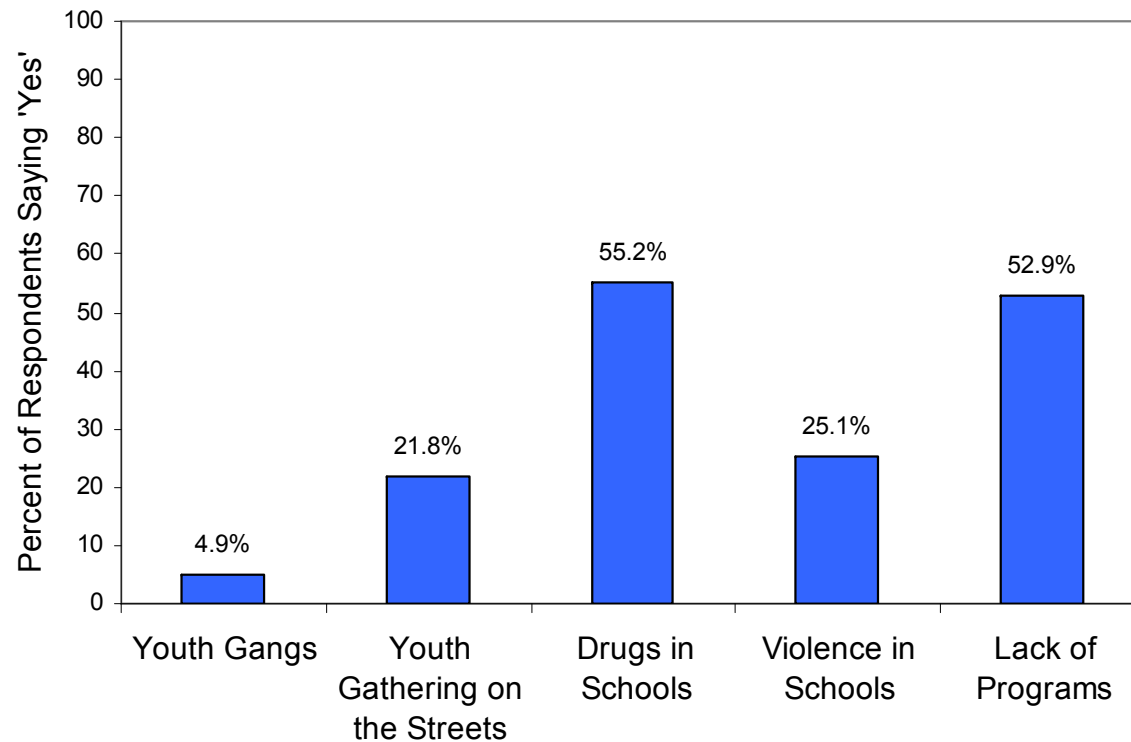


OPP Community Satisfaction Survey 2010

Lanark County Detachment

Community Issues

Respondents indicated 'yes' when asked whether youth gangs (4.9%), youth gathering on the streets (21.8%), drugs in schools (55.2%), violence in schools (25.1%) and a lack of youth programs or initiatives (52.9%) were a problem in their community.



OPP Community Satisfaction Survey 2010

Lanark County Detachment

Community Issues

Where there were statistical differences between communities in terms of the number of respondents indicating 'yes' to any of the community issues, these are presented in the table below:

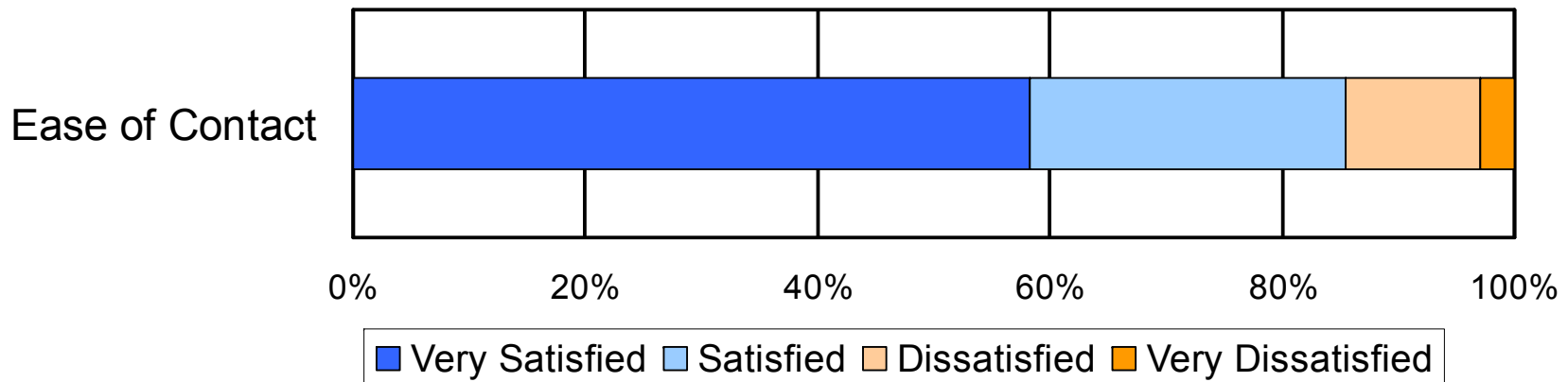
Issue	Statistical Differences
Property crime	Zone 6 (41.8%) > Zones 1 & 2 (25.7%) and Zone 3 (21.7%)
Nuisance activities	Zone 6 (46.3%) > Zones 1 & 2 (27.4%) and Zone 4 (5.6%) and Zone 5 (22.2%); Zone 3 (30.9%) and Zones 1 & 2 (27.4%) > Zone 4 (5.6%)
Alcohol abuse	Zone 6 (43.2%) > Zone 3 (23.9%) and Zone 4 (5.3%); Zone 5 (33.3%) and Zones 1 & 2 (33.6%) > Zone 4 (5.3%)
Drug/substance abuse	Zone 6 (59.5%) > Zone 3 (27.7%) and Zones 1 & 2 (42.0%) and Zone 4 (16.7%); Zones 1 & 2 (42.0%) > Zone 4 (16.7%)
Domestic violence	Zone 6 (40.0%) > Zones 1 & 2 (24.2%) and Zone 4 (17.6%) and Zone 5 (11.1%)
Youth gathering on the streets	Zone 6 (36.6%) > Zones 1 & 2 (18.6%) and Zone 4 (0.0%) and Zone 5 (4.4%); Zones 1 & 2 (18.6%) > Zone 5 (4.4%) and Zone 4 (0.0%); Zone 3 (26.1%) > Zone 5 (4.4%) and Zone 4 (0.0%);

OPP Community Satisfaction Survey 2010

Lanark County Detachment

Ease of Contacting the OPP

Of the 105 respondents (or 27.6%) who said they had contacted the OPP in the past year, 85.5% were 'satisfied' or 'very satisfied' with the ease of contacting the OPP.



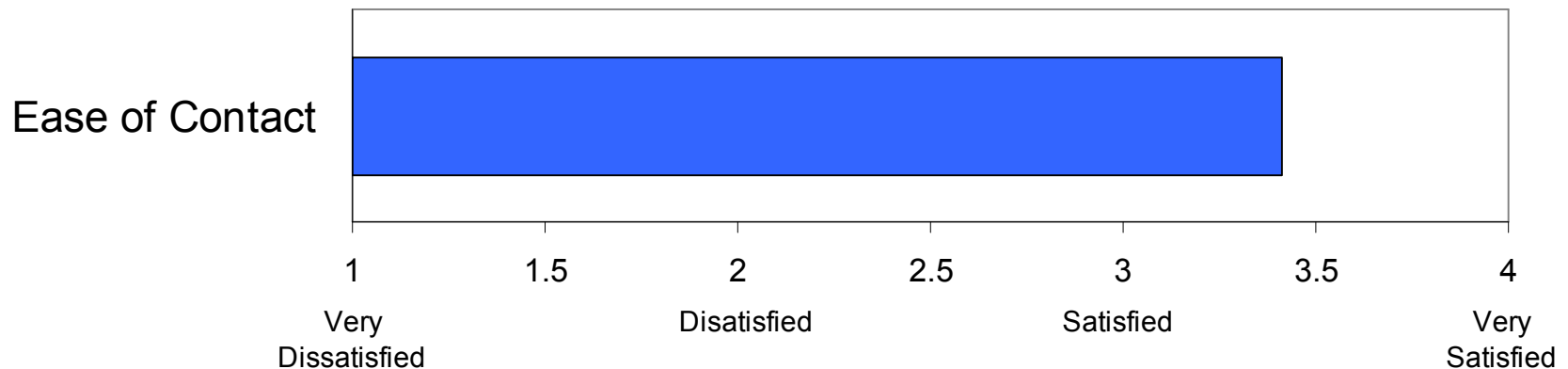
Very Satisfied	Satisfied	Dissatisfied	Very Dissatisfied
58.3%	27.2%	11.7%	2.9%

OPP Community Satisfaction Survey 2010

Lanark County Detachment

Ease of Contacting the OPP

- On average, respondents said they were part way between 'satisfied' and 'very satisfied' (3.41/4) with the ease of contacting the OPP.
- There were no statistically significant differences between zones.

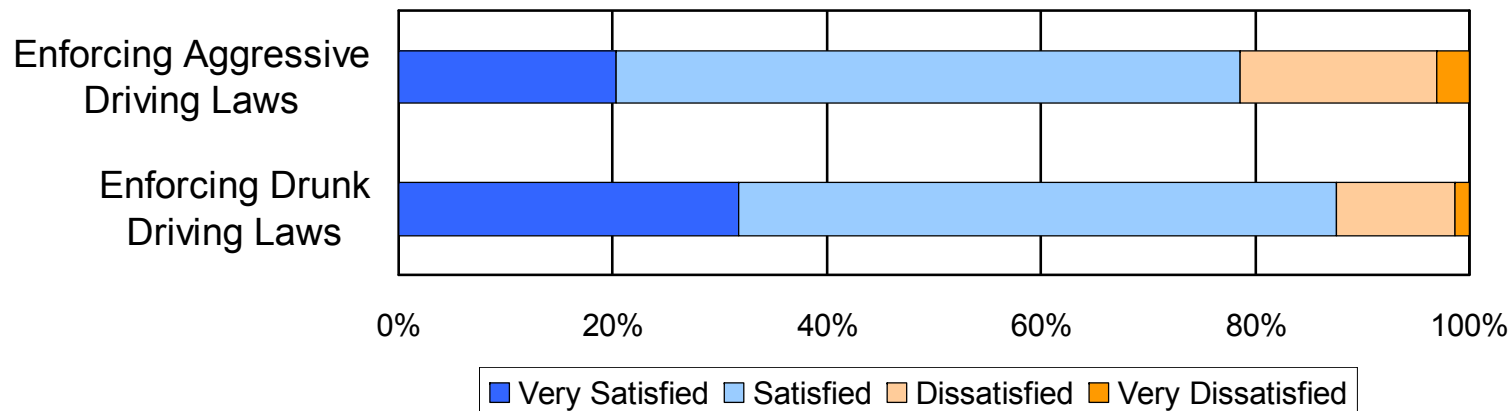


OPP Community Satisfaction Survey 2010

Lanark County Detachment

The OPP's Effectiveness

- 78.5% of respondents were 'satisfied' or 'very satisfied' with the OPP's enforcement of aggressive driving laws.
- 87.5% of respondents were 'satisfied' or 'very satisfied' with the OPP's enforcement of drunk driving laws.



	Very Satisfied	Satisfied	Dissatisfied	Very Dissatisfied
Enforcing aggressive driving laws*	20.3%	58.2%	18.4%	3.0%
Enforcing drunk driving laws	31.7%	55.8%	11.1%	1.4%

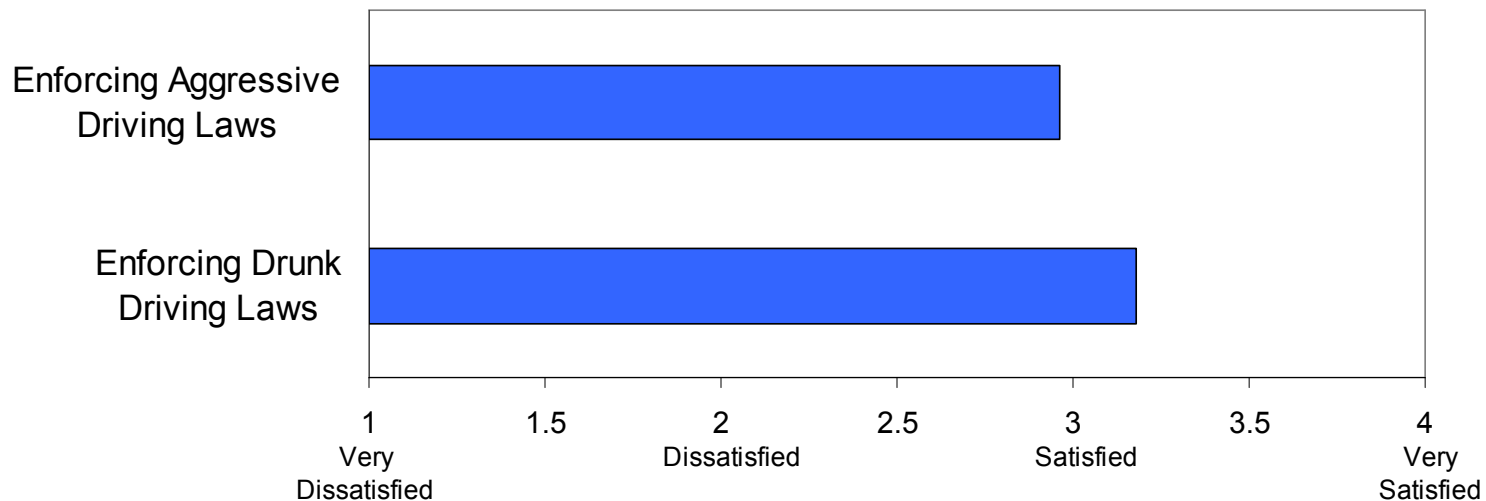
*for example, speeders or improper lane changes

OPP Community Satisfaction Survey 2010

Lanark County Detachment

The OPP's Effectiveness

- On average, respondents said they were 'satisfied' (2.96/4) with the OPP's enforcement of aggressive driving laws.
- On average, respondents said they were part way between 'satisfied' and 'very satisfied' (3.18/4) with the OPP's enforcement of drunk driving laws.
- There were no statistically significant differences between zones.

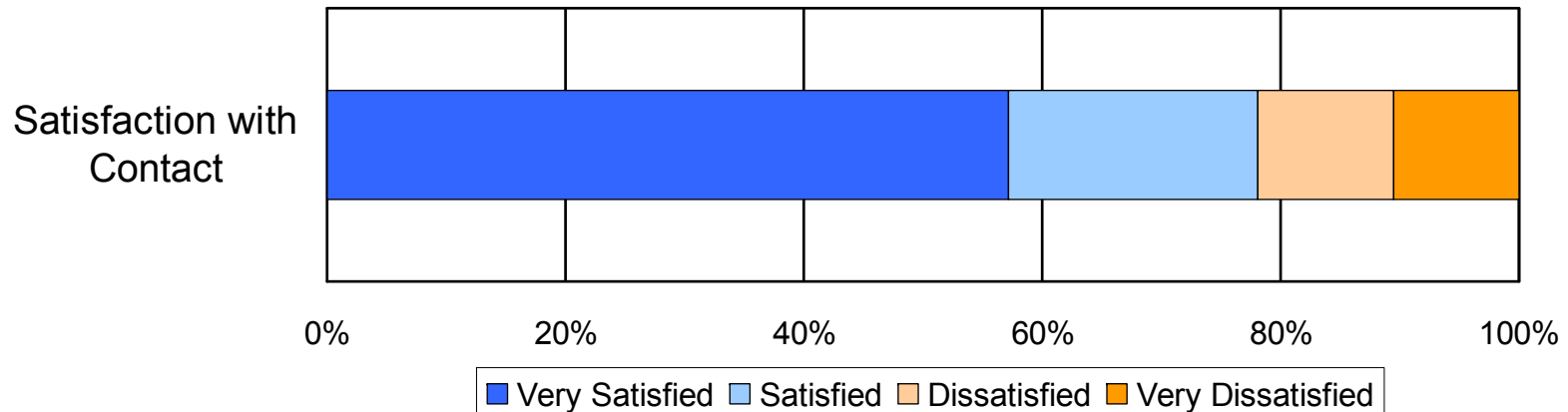


OPP Community Satisfaction Survey 2010

Lanark County Detachment

Contact With the OPP

- Over the past year 106 respondents (or 27.8%) had contact with the OPP as a result of a traffic situation, a property crime, or a violent crime. Contact with the OPP was either as a victim/witness or as an accused/charged person.
- These respondents were then asked how satisfied they were with that contact. 78.1% of respondents were 'satisfied' or 'very satisfied' with the contact they had.



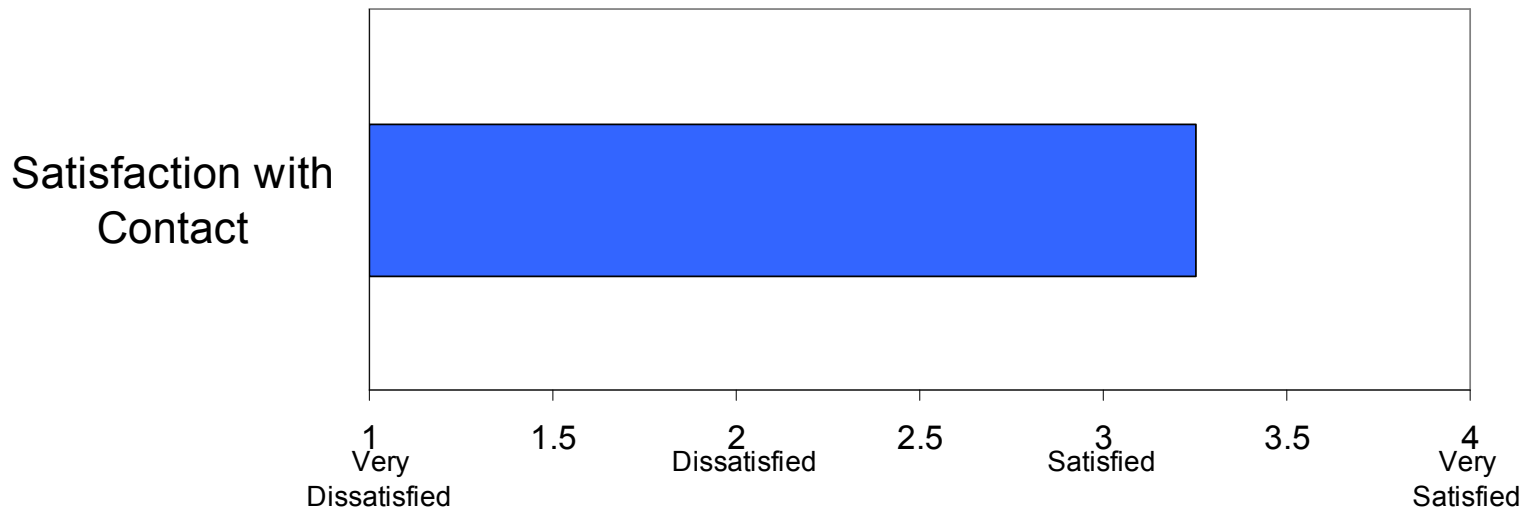
Very Satisfied	Satisfied	Dissatisfied	Very Dissatisfied
57.1%	21.0%	11.4%	10.5%

OPP Community Satisfaction Survey 2010

Lanark County Detachment

Contact With the OPP

- On average, respondents said they were part way between 'satisfied' and 'very satisfied' (3.25/4) with the contact they had with the OPP as a result of a traffic situation, a property crime, or a violent crime.
- There were no statistically significant differences between zones.

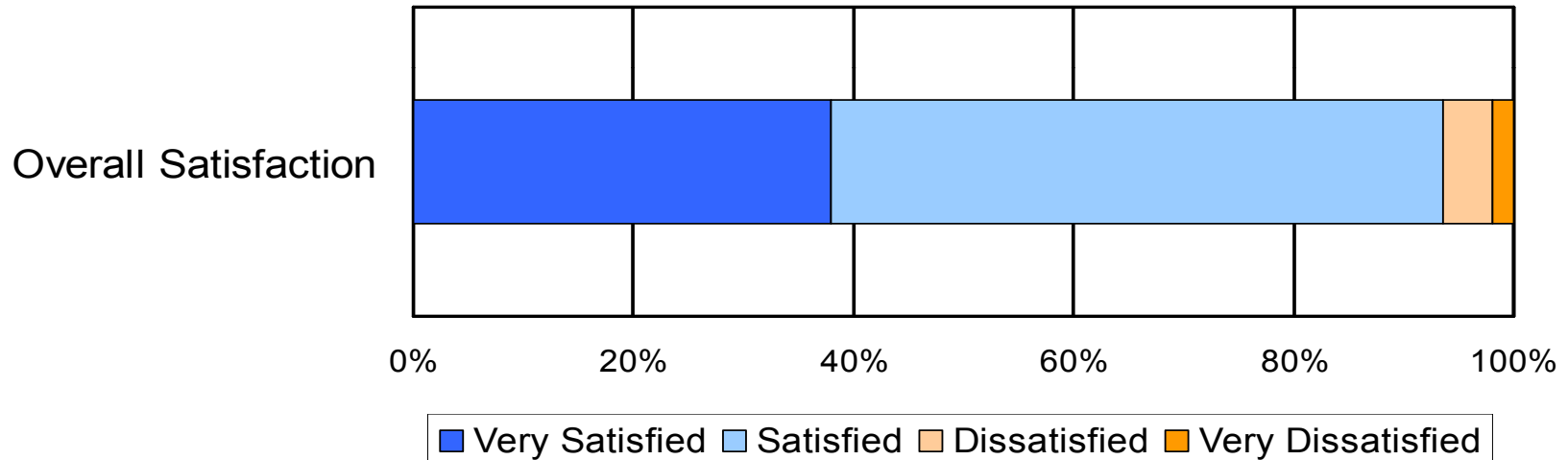


OPP Community Satisfaction Survey 2010

Lanark County Detachment

Overall Satisfaction

Overall, 93.6% of respondents were 'very satisfied' or 'satisfied' with the quality of police service provided by the OPP.



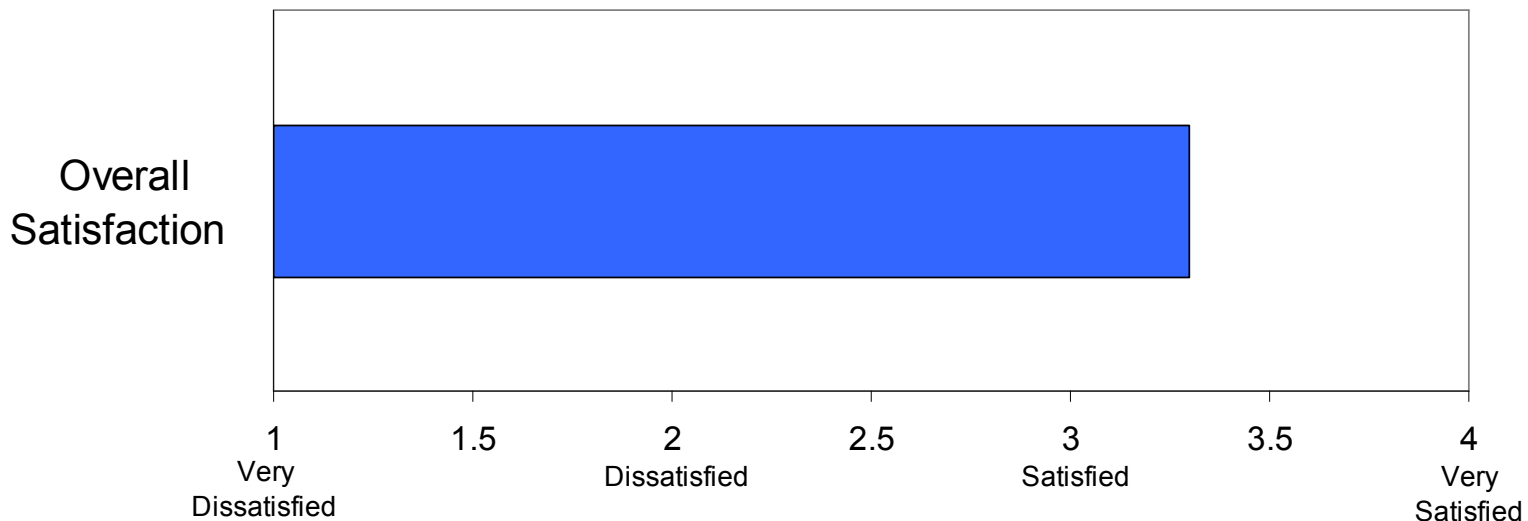
Very Satisfied	Satisfied	Dissatisfied	Very Dissatisfied
37.9%	55.7%	4.5%	1.9%

OPP Community Satisfaction Survey 2010

Lanark County Detachment

Overall Satisfaction

- On average, respondents said they were part way between 'satisfied' and 'very satisfied' (3.30/4) with the overall quality of police service provided by the OPP.
- There were no statistically significant differences between any of the zones.

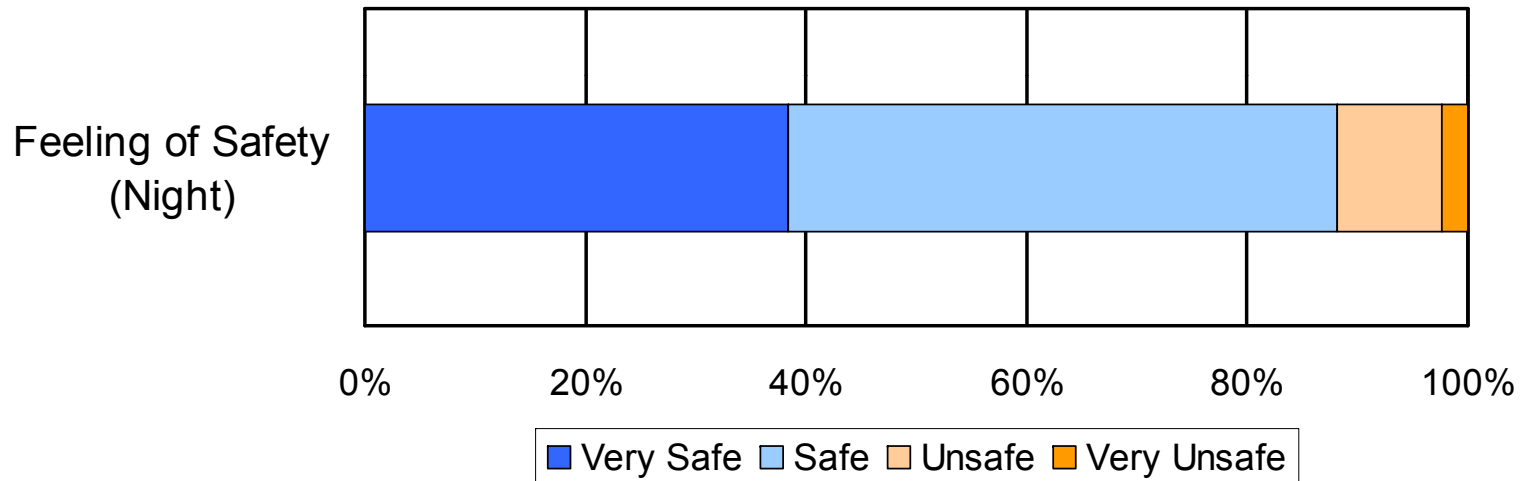


OPP Community Satisfaction Survey 2010

Lanark County Detachment

Lanark County's Local Questions

88.1% of respondents felt 'very safe' or 'safe' walking alone at night.



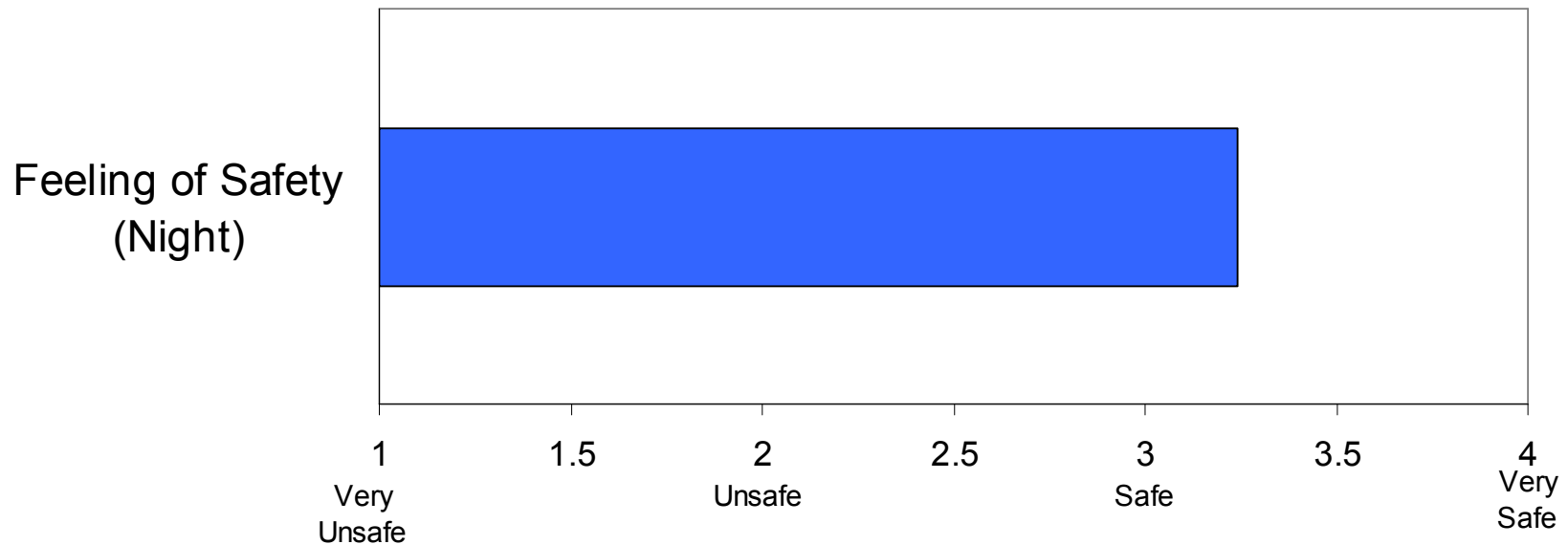
Very Safe	Safe	Unsafe	Very Unsafe
38.4%	49.7%	9.6%	2.3%

OPP Community Satisfaction Survey 2010

Lanark County Detachment

Lanark County's Local Questions

● Respondents felt part way between 'safe' and 'very safe' walking alone at night (3.24/4).

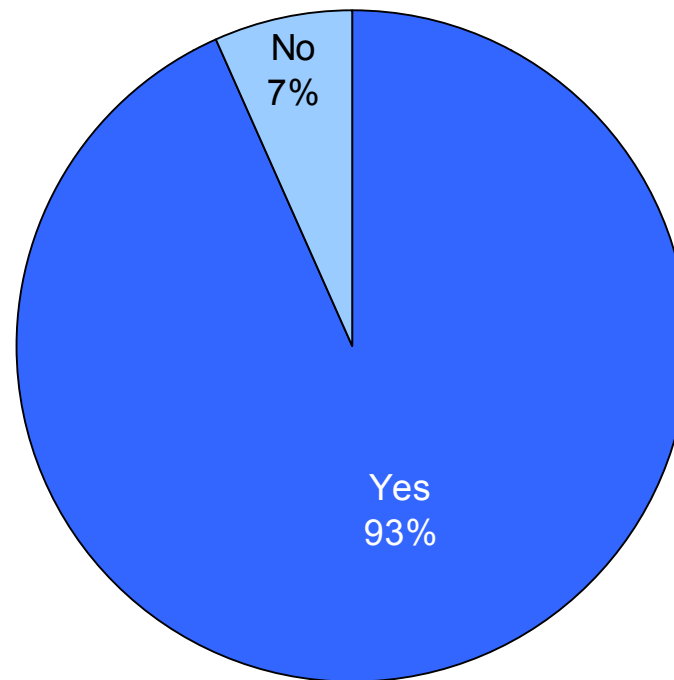


OPP Community Satisfaction Survey 2010

Lanark County Detachment

Lanark County's Local Questions

• Respondents were asked if the OPP officers in their community are approachable and friendly. The results are shown in the chart below.

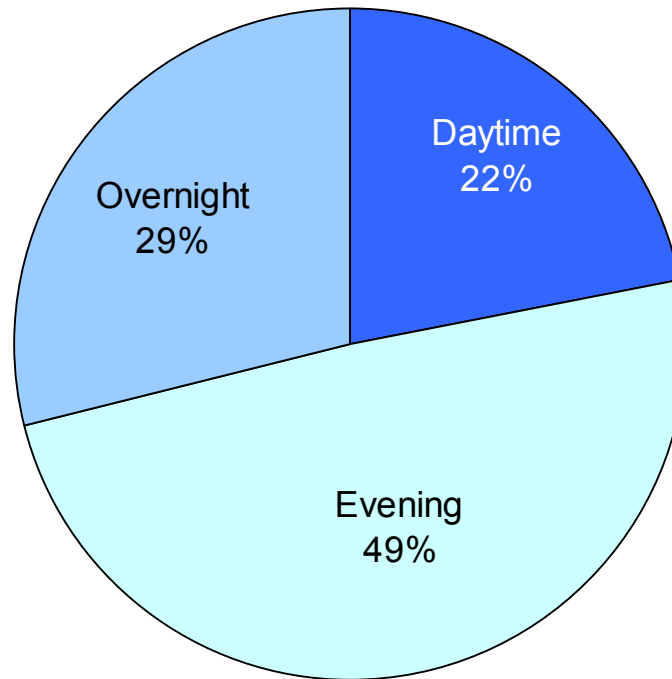


OPP Community Satisfaction Survey 2010

Lanark County Detachment

Lanark County's Local Questions

• Respondents were asked when OPP presence should be highest. The results are shown in the chart below.



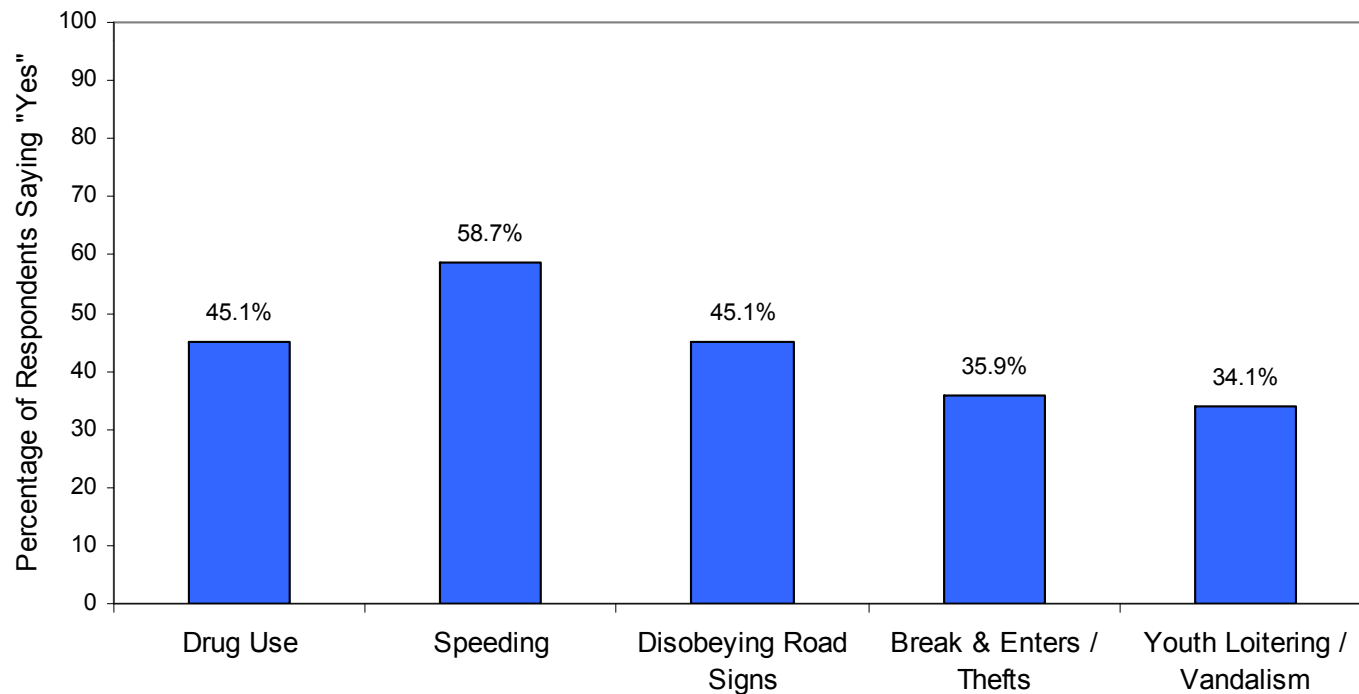
• A significant proportion of respondents from Zone 4 however believed OPP presence should be highest during the daytime (70.6%),

OPP Community Satisfaction Survey 2010

Lanark County Detachment

Lanark County's Local Questions

● Respondents indicated 'yes' when asked whether drug use (45.1%), speeding (58.7%), disobeying road signs (45.1%), break & enters or thefts (35.9%) and youth loitering/vandalism (34.1%) were a problem in their community.



OPP Community Satisfaction Survey 2010

Lanark County Detachment

Lanark County's Local Questions

● Where there were statistical differences between communities in terms of the number of respondents indicating 'yes' to any of the community issues, these are presented in the table below:

Issue	Statistical Differences
Drug use	Zone 6 (61.1%) > Zones 1 & 2 (44.7%) and Zone 3 (35.4%) and Zone 4 (29.4%) and Zone 5 (33.3%); Zones 1 & 2 (44.7%) > Zone 4 (29.4%)
Speeding	Zone 6 (68.0%) > Zone 4 (47.4%) and Zone 5 (35.6%); Zones 1 & 2 (57.3%) and Zone 3 (66.7%) > Zone 5 (35.6%)
Youth loitering/vandalism	Zone 6 (50.0%) > Zones 1 & 2 (28.2%) and Zone 4 (22.2%) and Zone 5 (17.8%); Zone 3 (38.2%) > Zone 5 (17.8%)

OPP Community Satisfaction Survey 2010

Lanark County Detachment

Lanark County's Local Questions

• Respondents were asked if the OPP are providing enough information to the public about their local programs and initiatives. The results are shown in the chart below.

